

# HIDALGO COUNTY REGIONAL MOBILITY AUTHORITY

## NOTICE OF AND AGENDA FOR A WORKSHOP AND REGULAR MEETING TO BE HELD BY THE BOARD OF DIRECTORS

DATE: TUESDAY, DECEMBER 18, 2012  
TIME: 5:30 PM  
PLACE: DONNA HOUSING AUTHORITY  
1711 STITES ROAD  
DONNA, TEXAS 78537

PRESIDING: DENNIS BURLESON, CHAIRMAN

---

### CALL TO ORDER FOR WORKSHOP

1. Review of Traffic & Revenue Study and Finance Plan for SH 365 and IBTC Projects

### ADJOURNMENT OF WORKSHOP

### CALL TO ORDER FOR REGULAR MEETING

### PUBLIC COMMENT

#### 1. REPORTS

- A. Update on SH 365 Project – Louis Jones, Program Manager

2. **CONSENT AGENDA** *(All matters listed under Consent Agenda are considered to be routine by the Governing Body and will be enacted by one motion. There will be no separate discussion of these items; however, if discussion is desired, that item(s) will be removed from the Consent Agenda and will be considered separately. The Governing Body may also elect to go into Executive Session on any item, whether or not such item(s) are posted as an Executive Session Item, at any time during the meeting when authorized by provisions of the Open Meeting Act.)*

- A. Approval of Minutes for Regular Meeting held November 21, 2012.
- B. Approval of Project Expense Report for Period from November 14, 2012 to December 13, 2012
- C. Approval of Financial Report for October 2012

#### 3. REGULAR AGENDA

- A. Resolution 2012-43 – Adoption of Fiscal Year 2013 Budget

#### 4. CHAIRMAN'S REPORT

- A. Report on Texas Transportation Commission Meeting held on December 13, 2012, in Austin, Texas
- B. Report on Alliance for I69 Texas Meeting held on December 14, 2012, in Austin, Texas
- C. Report on Texas Transportation Forum Meeting to be held on February 17-19, 2013, in Austin, Texas

#### 5. TABLED ITEMS

- A. None

#### 6. EXECUTIVE SESSION, CHAPTER 551, TEXAS GOVERNMENT CODE, SECTION 551.071 (CONSULTATION WITH ATTORNEY), SECTION 551.072 (DELIBERATION OF REAL PROPERTY), AND SECTION 551.074 (PERSONNEL MATTERS)

- A. Consultation with Board Attorney and Financial Advisor on legal issues pertaining to financial options, including current obligations (Section 551.071 T.G.C.)
- B. Consultation with Board Attorney regarding legal issues pertaining to the scope of the proposed South Texas Class I Rail Project (Section 551.071 T.G.C.)

### ADJOURNMENT OF REGULAR MEETING

#### **PUBLIC COMMENT POLICY**

Public Comment Policy: "At the beginning of each HCRMA meeting, the HCRMA will allow for an open public forum/comment period. This comment period shall not exceed one-half (1/2) hour in length and each speaker will be allowed a maximum of three (3) minutes to speak. All individuals desiring to address the HCRMA must be signed up to do so, prior to the open comment period. The purpose of this comment period is to provide the public an opportunity to address issues or topics that are under the jurisdiction of the HCRMA. For issues or topics which are not otherwise part of the posted agenda for the meeting, HCRMA members may direct staff to investigate the issue or topic further. No action or discussion shall be taken on issues or topics which are not part of the posted agenda for the meeting. Members of the public may be recognized on posted agenda items deemed appropriate by the Chairman as these items are considered, and the same time limitations (3 minutes) applies."

#### **CERTIFICATION**

I, the Undersigned Authority, do hereby certify that the attached agenda of the Hidalgo County Regional Mobility Authority Board of Directors is a true and correct copy and that I posted a true and correct copy of said notice on the Hidalgo County Regional Mobility Authority Web Page ([www.hcrma.net](http://www.hcrma.net)) and the bulletin board in the Hidalgo County Court House (100 North Closner, Edinburg, Texas 78539), a place convenient and readily accessible to the general public at all times, and said Notice was posted on the 13<sup>th</sup> day of December, 2012 at 12:00 pm and will remain so posted continuously for at least 72 hours preceding the scheduled time of said meeting in accordance with Chapter 551 of the Texas Government Code.

Flor E. Koll  
Program Administrator

Note: If you require special accommodations under the Americans with Disabilities Act, please contact Flor E. Koll at 956-402-4762 at least 24 hours before the meeting.

# Workshop

## Item 1

**HIDALGO COUNTY REGIONAL MOBILITY AUTHORITY**

**AGENDA RECOMMENDATION FORM**

BOARD OF DIRECTORS	<u>    X    </u>	AGENDA ITEM	<u>    1    </u>
PLANNING COMMITTEE	<u>          </u>	DATE SUBMITTED	<u>  12/10/12  </u>
FINANCE COMMITTEE	<u>          </u>	MEETING DATE	<u>  12/18/12  </u>
TECHNICAL COMMITTEE	<u>          </u>		

1. Agenda Item: **WORKSHOP ITEM 1 – REVIEW OF TRAFFIC & REVENUE STUDY AND FINANCE PLAN FOR SH 365 AND IBTC PROJECTS**
2. Nature of Request: (Brief Overview) Attachments:   X   Yes      No  
Review of update to the Traffic & Revenue Study and Finance Plan for SH 365 and IBTC Projects.
3. Policy Implication: Board Policy, Local Government, Texas Government Code, Texas Transportation Code, TxDOT Policy
4. Budgeted:      Yes      No   X   N/A  
Funding Source:
5. Staff Recommendation: **Review only.**
6. Program Manager's Recommendation:      Approved      Disapproved   X   None
7. Planning Committee's Recommendation:      Approved      Disapproved   X   None
8. Board Attorney's Recommendation:      Approved      Disapproved   X   None
9. Executive Director's Recommendation:      Approved      Disapproved   X   None



## Memorandum

Tollway Towers North, Suite 870  
15770 North Dallas Parkway  
Dallas, TX 75248  
Tel: 214-245-5300  
Fax: 214-889-5049

**Shahram "Sam" Bohluli, Ph.D., P.E.**  
Vice President/Project Manager  
sbohluli@candm-associates.com

**Date:** November 27, 2012

**To:** Mr. Lois Jones, P.E.  
Vice President  
Dannenbaum Engineering  
1109 Nolana Loop, Suite 208  
McAllen Texas 78504

**Subject:** Hidalgo Loop Intermediate Traffic and Revenue Study Update –  
Draft T&R for Scenario 1 (SH 365) and Scenario 2 (SH 365+IBTC)

---

This memorandum presents the draft version of traffic and revenue results for Scenario 1 (SH 365) and Scenario 2 (SH 365+ IBTC) as a part of C&M's ongoing update of comprehensive traffic and revenue study. Separate analyses were performed for three different scenarios namely:

- Scenario 1: SH 365; SH 365 opening on August 2, 2018 Up to FM 396 (Anzalduas Hwy) and on July 3, 2028 Up to FM 1016 (Conway Avenue)
- Scenario 2: SH 365+ IBTC; SH 365 opening as mentioned in scenario 1 and IBTC opening on October 1, 2019
- Scenario 3: SH 365+IBTC+ Segment D ; SH 365 and IBTC opening as mentioned in scenario 1 and 2 and Segment D opening on October 1, 2024

### Traffic and Revenue Assumptions

C&M's traffic and revenue forecast is based on the following set of assumptions, some of which will differ depending on their origin and destination within US or crossing the US-Mexico border. The assumptions used in the T&R calculations are as follows:

- Traffic and Revenue were forecasted for a forty-year period beginning in 2018.
- All revenues are expressed in nominal dollars.
- \$0.15/mile toll rate in 2010 dollar is adjusted to \$0.19/mile using CPI for opening year 2018 and so on for all the future years. Trucks were assumed to have an average of 3.9 axles. So the commercial vehicle toll factor of 2.9 (Based on N-1 formula for an average of 3.9 axles) is used for truck toll rate.
- While a number of new toll roads are scheduled to open within the next five years in the Rio Grande Valley of South Texas, the fact remains that the region currently has no toll roads, and the only existing tolled facilities are the international bridges. Therefore, during its analysis, C&M was keenly aware that many drivers in the area may be unfamiliar with the notion of road pricing and consequently reluctant to use the new toll roads, thereby causing an extended ramp-up period, the term used to describe the time it takes for traffic volumes to reach their full potential after the opening of a new toll facility. Although the same initial ramp-up for both automobile and truck drivers was expected, truck traffic on this toll road was assumed to mature sooner than the auto traffic. In addition, C&M expected passenger car motorists on the U.S. side of the border to become familiar with the toll roads in a more timely fashion than those Mexican drivers crossing

the border on a regular basis. Indeed, as shown in Table 1, ramp-up for all vehicle classes starts at a modest 50% during the SH 365's opening year.

- Tolls will be collected by means of ETC or video recognition. Any increase in revenue due to video tolling surcharges, beyond the ETC toll rates, was assumed to be offset by additional costs associated with the video tolling recognition and billing method.
- ETC penetration — a term referring to the percentage of all toll transactions collected electronically — was assumed to be 50% to 60% for U.S. customers and 10% to 20% for border-crossing customers with Mexican license plates in the Project's opening year. This percentage was assumed to reach an eventual maximum of 90% for U.S. customers and 50% to 60% for border-crossing customers with Mexican license plates. In fact, C&M's stated preference survey found that more than 70% of automobile travelers said they would be likely to utilize the ETC system. ETC penetration for trucks was assumed to be higher than that for autos, based on the operational characteristics of truck traffic Table 1 presents a detailed look at assumptions for ETC penetration.
- For this study, the ETC leakage rate was assumed to be 5%, enough to account for any uncollected revenue from ETC customers as a result of system deficiencies.
- A video violation rate was applied in order to make up for revenue lost as a result of deficiencies in the video transaction system and potential toll evaders. A video tolling violation rate of 33% was assumed for U.S. customers. In addition, because C&M realized it would be difficult to recognize or collect tolls from all border-crossing vehicles with Mexican license plates, it assumed an 80% violation rate for such automobiles and a 60% violation rate for such trucks.
- In order to obtain annual traffic and revenue figures, C&M estimated equivalent revenue days of 350 for cars and 290 for trucks, a result of its analysis of weekday and weekend traffic counts.

Following Table 1 which shows details about assumption used in this study, Tables 2 to 5 shows the traffic and revenue figures for scenario 1, scenario 2 (IBTC), scenario 2 (SH365) and scenario 2 (SH365+IBTC) respectively.

**Table 1. Traffic and Revenue Assumptions**

Item	Assumption					
Traffic Ramp-Up		Year	US		Border Crossings	
			Auto	Truck	Auto	Truck
		2018	50%	50%	50%	50%
		2019	60%	60%	60%	60%
		2020	70%	70%	65%	70%
		2021	80%	80%	70%	80%
		2022	85%	90%	75%	90%
		2023	90%	100%	80%	100%
		2024	95%	100%	85%	100%
		2025	100%	100%	90%	100%
		2026	100%	100%	95%	100%
	2027 and after	100%	100%	100%	100%	
ETC Penetration		Year	US		Border Crossings	
			Auto	Truck	Auto	Truck
		2018	50%	60%	10%	20%
		2019	55%	65%	15%	25%
		2020	60%	70%	20%	30%
		2021	65%	75%	25%	35%
		2022	70%	80%	30%	40%
		2023	75%	83%	35%	45%
		2024	80%	85%	40%	50%
		2025	85%	88%	45%	55%
		2026 and after	90%	90%	50%	60%
ETC Leakage	5% of ETC Transactions					
Video Violation Rate	U.S. customers: 33% Border-crossing autos with Mexican license plates: 80% Border-crossing trucks with Mexican license plates: 60%					
Revenue days	Auto : 350 days Truck : 290 days					
Commercial Vehicle Toll Factor	2.9 (Based on N-1 formula with 3.9 average number of axels for trucks)					

Mr. Lois Jones, P.E.  
Vice President  
Dannenbaum Engineering  
November 27, 2012

**Table 2. Traffic and Revenue – Scenario 1 (SH365)**

Year	Annual Transactions (Thousands)			Annual Revenue (Thousands Nominal Dollars)		
	Auto	Truck	Total	Auto	Truck	Total
2018	1,106	185	1,290	\$571	\$346	\$917
2019	3,276	556	3,832	\$1,814	\$1,099	\$2,911
2020	3,831	677	4,508	\$2,296	\$1,405	\$3,701
2021	4,414	806	5,220	\$2,842	\$1,756	\$4,599
2022	4,828	943	5,771	\$3,296	\$2,153	\$5,449
2023	5,256	1,088	6,344	\$3,798	\$2,583	\$6,381
2024	5,699	1,128	6,827	\$4,349	\$2,781	\$7,129
2025	6,158	1,168	7,326	\$4,953	\$2,988	\$7,941
2026	6,405	1,208	7,614	\$5,400	\$3,205	\$8,605
2027	6,655	1,249	7,903	\$5,735	\$3,397	\$9,132
2028	7,619	1,442	9,061	\$6,497	\$3,885	\$10,383
2029	8,691	1,651	10,343	\$7,385	\$4,432	\$11,815
2030	8,937	1,705	10,641	\$7,806	\$4,695	\$12,502
2031	9,184	1,759	10,943	\$8,226	\$4,959	\$13,185
2032	9,432	1,814	11,246	\$8,662	\$5,236	\$13,898
2033	9,682	1,869	11,552	\$9,113	\$5,525	\$14,640
2034	9,934	1,926	11,860	\$9,584	\$5,828	\$15,412
2035	10,187	1,983	12,170	\$10,074	\$6,146	\$16,218
2036	10,441	2,041	12,482	\$10,581	\$6,477	\$17,058
2037	10,697	2,100	12,797	\$11,110	\$6,822	\$17,933
2038	10,955	2,159	13,114	\$11,659	\$7,185	\$18,842
2039	11,214	2,220	13,433	\$12,227	\$7,561	\$19,790
2040	11,474	2,281	13,755	\$12,819	\$7,957	\$20,777
2041	11,736	2,343	14,079	\$13,434	\$8,370	\$21,804
2042	12,000	2,405	14,405	\$14,070	\$8,801	\$22,871
2043	12,265	2,469	14,733	\$14,733	\$9,250	\$23,983
2044	12,531	2,533	15,064	\$15,418	\$9,719	\$25,138
2045	12,799	2,598	15,397	\$16,132	\$10,207	\$26,339
2046	13,068	2,664	15,732	\$16,870	\$10,718	\$27,587
2047	13,339	2,730	16,070	\$17,638	\$11,251	\$28,888
2048	13,612	2,798	16,409	\$18,432	\$11,805	\$30,237
2049	13,886	2,866	16,752	\$19,255	\$12,384	\$31,639
2050	14,161	2,935	17,096	\$20,112	\$12,988	\$33,097
2051	14,438	3,004	17,442	\$20,997	\$13,616	\$34,610
2052	14,717	3,075	17,791	\$21,915	\$14,269	\$36,183
2053	14,996	3,146	18,142	\$22,866	\$14,952	\$37,819
2054	15,278	3,218	18,496	\$23,852	\$15,662	\$39,515
2055	15,561	3,291	18,852	\$24,874	\$16,403	\$41,274
2056	15,845	3,364	19,210	\$25,933	\$17,172	\$43,102
2057	16,131	3,439	19,570	\$27,028	\$17,974	\$45,001

**Table 3. Traffic and Revenue – Scenario 2 (IBTC)**

Year	Annual Transactions (Thousands)			Annual Revenue (Thousands Nominal Dollars)		
	Auto	Truck	Total	Auto	Truck	Total
2018	0	0	0	\$0	\$0	\$0
2019	395	83	478	\$203	\$164	\$367
2020	1,948	413	2,361	\$1,071	\$858	\$1,929
2021	2,300	504	2,805	\$1,364	\$1,098	\$2,462
2022	2,674	603	3,277	\$1,696	\$1,372	\$3,069
2023	2,942	708	3,649	\$1,973	\$1,683	\$3,656
2024	3,220	819	4,040	\$2,280	\$2,017	\$4,297
2025	3,511	852	4,363	\$2,618	\$2,171	\$4,789
2026	3,812	885	4,697	\$2,991	\$2,333	\$5,324
2027	3,976	918	4,894	\$3,266	\$2,503	\$5,769
2028	4,146	955	5,101	\$3,483	\$2,667	\$6,150
2029	4,294	991	5,286	\$3,709	\$2,841	\$6,550
2030	4,439	1,025	5,465	\$3,940	\$3,013	\$6,954
2031	4,586	1,060	5,646	\$4,171	\$3,187	\$7,358
2032	4,734	1,096	5,830	\$4,411	\$3,370	\$7,781
2033	4,884	1,133	6,017	\$4,662	\$3,563	\$8,224
2034	5,035	1,171	6,206	\$4,923	\$3,766	\$8,689
2035	5,188	1,210	6,398	\$5,195	\$3,980	\$9,175
2036	5,342	1,250	6,592	\$5,479	\$4,205	\$9,684
2037	5,498	1,291	6,789	\$5,774	\$4,442	\$10,216
2038	5,655	1,333	6,988	\$6,081	\$4,691	\$10,772
2039	5,814	1,376	7,190	\$6,401	\$4,953	\$11,354
2040	5,975	1,420	7,395	\$6,735	\$5,228	\$11,962
2041	6,137	1,465	7,602	\$7,081	\$5,516	\$12,598
2042	6,301	1,511	7,811	\$7,442	\$5,819	\$13,262
2043	6,466	1,558	8,024	\$7,818	\$6,137	\$13,955
2044	6,633	1,606	8,238	\$8,208	\$6,471	\$14,679
2045	6,801	1,655	8,456	\$8,614	\$6,821	\$15,435
2046	6,971	1,705	8,676	\$9,036	\$7,187	\$16,223
2047	7,142	1,756	8,898	\$9,475	\$7,571	\$17,046
2048	7,315	1,808	9,123	\$9,931	\$7,974	\$17,904
2049	7,490	1,861	9,351	\$10,405	\$8,395	\$18,800
2050	7,666	1,915	9,581	\$10,897	\$8,836	\$19,733
2051	7,843	1,971	9,814	\$11,409	\$9,297	\$20,706
2052	8,023	2,027	10,049	\$11,940	\$9,780	\$21,720
2053	8,203	2,084	10,287	\$12,492	\$10,285	\$22,777
2054	8,386	2,142	10,528	\$13,066	\$10,812	\$23,878
2055	8,570	2,201	10,771	\$13,661	\$11,364	\$25,025
2056	8,755	2,261	11,016	\$14,278	\$11,940	\$26,219
2057	8,942	2,323	11,265	\$14,920	\$12,543	\$27,462

Mr. Lois Jones, P.E.  
Vice President  
Dannenbaum Engineering  
November 27, 2012

**Table 4. Traffic and Revenue – Scenario 2 (SH365)**

Year	Annual Transactions (Thousands)			Annual Revenue (Thousands Nominal Dollars)		
	Auto	Truck	Total	Auto	Truck	Total
2018	1,106	185	1,290	\$571	\$346	\$917
2019	3,276	556	3,832	\$1,814	\$1,099	\$2,911
2020	3,976	736	4,712	\$2,459	\$1,521	\$3,980
2021	4,611	877	5,488	\$3,049	\$1,904	\$4,953
2022	5,056	1,028	6,085	\$3,537	\$2,338	\$5,875
2023	5,520	1,188	6,707	\$4,075	\$2,809	\$6,884
2024	6,000	1,233	7,234	\$4,668	\$3,028	\$7,696
2025	6,498	1,279	7,777	\$5,318	\$3,258	\$8,575
2026	6,761	1,324	8,085	\$5,794	\$3,499	\$9,292
2027	7,024	1,370	8,394	\$6,155	\$3,712	\$9,867
2028	8,031	1,577	9,608	\$6,956	\$4,238	\$11,194
2029	9,167	1,796	10,964	\$7,906	\$4,817	\$12,723
2030	9,459	1,853	11,312	\$8,384	\$5,101	\$13,485
2031	9,751	1,911	11,661	\$8,858	\$5,385	\$14,243
2032	10,043	1,969	12,012	\$9,350	\$5,683	\$15,033
2033	10,337	2,029	12,366	\$9,861	\$5,994	\$15,855
2034	10,631	2,089	12,720	\$10,391	\$6,321	\$16,712
2035	10,926	2,151	13,077	\$10,941	\$6,662	\$17,604
2036	11,222	2,213	13,435	\$11,512	\$7,020	\$18,532
2037	11,519	2,277	13,795	\$12,104	\$7,394	\$19,498
2038	11,816	2,341	14,157	\$12,719	\$7,785	\$20,504
2039	12,115	2,406	14,521	\$13,356	\$8,194	\$21,550
2040	12,414	2,473	14,886	\$14,016	\$8,622	\$22,638
2041	12,713	2,540	15,253	\$14,701	\$9,069	\$23,770
2042	13,014	2,608	15,622	\$15,410	\$9,536	\$24,946
2043	13,316	2,677	15,993	\$16,145	\$10,024	\$26,169
2044	13,618	2,748	16,365	\$16,907	\$10,534	\$27,441
2045	13,921	2,819	16,739	\$17,696	\$11,066	\$28,762
2046	14,224	2,891	17,115	\$18,514	\$11,621	\$30,135
2047	14,529	2,964	17,493	\$19,361	\$12,201	\$31,562
2048	14,834	3,038	17,872	\$20,237	\$12,806	\$33,043
2049	15,140	3,113	18,254	\$21,145	\$13,437	\$34,582
2050	15,447	3,189	18,636	\$22,085	\$14,095	\$36,180
2051	15,755	3,266	19,021	\$23,057	\$14,781	\$37,839
2052	16,064	3,344	19,408	\$24,064	\$15,497	\$39,561
2053	16,373	3,423	19,796	\$25,105	\$16,243	\$41,348
2054	16,683	3,503	20,186	\$26,183	\$17,020	\$43,203
2055	16,994	3,584	20,577	\$27,298	\$17,830	\$45,128
2056	17,305	3,665	20,971	\$28,451	\$18,674	\$47,125
2057	17,618	3,748	21,366	\$29,644	\$19,553	\$49,197

Mr. Lois Jones, P.E.  
Vice President  
Dannenbaum Engineering  
November 27, 2012

**Table 5. Traffic and Revenue – Scenario 2 (SH365 + IBTC)**

Year	Annual Transactions (Thousands)			Annual Revenue (Thousands Nominal Dollars)		
	Auto	Truck	Total	Auto	Truck	Total
2018	1,106	185	1,290	\$571	\$346	\$917
2019	3,671	639	4,310	\$2,017	\$1,262	\$3,278
2020	5,924	1,148	7,073	\$3,530	\$2,379	\$5,909
2021	6,911	1,382	8,293	\$4,413	\$3,001	\$7,415
2022	7,730	1,631	9,361	\$5,233	\$3,711	\$8,944
2023	8,461	1,895	10,357	\$6,048	\$4,492	\$10,540
2024	9,221	2,052	11,273	\$6,948	\$5,046	\$11,993
2025	10,009	2,131	12,140	\$7,936	\$5,429	\$13,363
2026	10,572	2,209	12,781	\$8,784	\$5,831	\$14,616
2027	11,001	2,287	13,288	\$9,421	\$6,214	\$15,635
2028	12,178	2,531	14,709	\$10,439	\$6,904	\$17,345
2029	13,462	2,788	16,249	\$11,614	\$7,658	\$19,272
2030	13,898	2,878	16,776	\$12,324	\$8,114	\$20,439
2031	14,337	2,971	17,307	\$13,028	\$8,572	\$21,601
2032	14,777	3,065	17,843	\$13,762	\$9,053	\$22,814
2033	15,221	3,162	18,382	\$14,523	\$9,557	\$24,080
2034	15,666	3,260	18,926	\$15,314	\$10,086	\$25,400
2035	16,114	3,361	19,475	\$16,136	\$10,642	\$26,778
2036	16,564	3,463	20,027	\$16,990	\$11,225	\$28,215
2037	17,017	3,567	20,584	\$17,879	\$11,835	\$29,714
2038	17,472	3,674	21,145	\$18,800	\$12,475	\$31,276
2039	17,929	3,782	21,711	\$19,757	\$13,147	\$32,903
2040	18,388	3,892	22,281	\$20,751	\$13,849	\$34,600
2041	18,850	4,005	22,855	\$21,782	\$14,585	\$36,367
2042	19,315	4,119	23,434	\$22,853	\$15,356	\$38,207
2043	19,781	4,235	24,017	\$23,962	\$16,161	\$40,126
2044	20,250	4,354	24,604	\$25,116	\$17,005	\$42,121
2045	20,722	4,474	25,195	\$26,310	\$17,887	\$44,197
2046	21,195	4,596	25,791	\$27,550	\$18,809	\$46,359
2047	21,671	4,720	26,391	\$28,835	\$19,773	\$48,608
2048	22,149	4,846	26,996	\$30,169	\$20,778	\$50,947
2049	22,630	4,974	27,605	\$31,551	\$21,832	\$53,381
2050	23,113	5,105	28,218	\$32,983	\$22,931	\$55,911
2051	23,598	5,237	28,835	\$34,466	\$24,077	\$58,546
2052	24,086	5,371	29,457	\$36,005	\$25,277	\$61,282
2053	24,576	5,507	30,083	\$37,598	\$26,528	\$64,126
2054	25,069	5,645	30,713	\$39,248	\$27,833	\$67,081
2055	25,563	5,785	31,348	\$40,959	\$29,194	\$70,153
2056	26,060	5,927	31,987	\$42,730	\$30,613	\$73,344
2057	26,560	6,071	32,631	\$44,564	\$32,095	\$76,659

YEAR	TABLE A-12 Revenue - Conservative (IBTC+TCC) (In Nominal Dollars)	Revenue Table - Scenario 2 (SH365+IBTC) (In Nominal Dollars)	Difference %
2013	\$1,376,000		
2014	\$1,862,000		
2015	\$5,360,000		
2016	\$6,969,000		
2017	\$8,747,000		
2018	\$10,627,000	\$917,000	-91%
2019	\$12,466,000	\$3,278,000	-74%
2020	\$14,865,000	\$5,909,000	-60%
2021	\$17,902,000	\$7,415,000	-59%
2022	\$21,162,000	\$8,944,000	-58%
2023	\$24,578,000	\$10,540,000	-57%
2024	\$28,113,000	\$11,993,000	-57%
2025	\$31,598,000	\$13,363,000	-58%
2026	\$34,837,000	\$14,616,000	-58%
2027	\$37,593,000	\$15,635,000	-58%
2028	\$40,278,000	\$17,345,000	-57%
2029	\$42,989,000	\$19,272,000	-55%
2030	\$45,831,000	\$20,439,000	-55%
2031	\$48,672,000	\$21,601,000	-56%
2032	\$51,636,000	\$22,814,000	-56%
2033	\$54,728,000	\$24,080,000	-56%
2034	\$57,950,000	\$25,400,000	-56%
2035	\$61,307,000	\$26,778,000	-56%
2036	\$64,804,000	\$28,215,000	-56%
2037	\$68,443,000	\$29,714,000	-57%
2038	\$72,230,000	\$31,276,000	-57%
2039	\$76,169,000	\$32,903,000	-57%
2040	\$80,264,000	\$34,600,000	-57%
2041	\$84,520,000	\$36,367,000	-57%
2042	\$88,941,000	\$38,207,000	-57%
2043	\$93,533,000	\$40,126,000	-57%
2044	\$98,300,000	\$42,121,000	-57%
2045	\$103,246,000	\$44,197,000	-57%
2046	\$108,378,000	\$46,359,000	-57%
2047	\$113,700,000	\$48,608,000	-57%
2048	\$119,217,000	\$50,947,000	-57%
2049	\$124,935,000	\$53,381,000	-57%
2050	\$130,859,000	\$55,911,000	-57%
2051	\$136,995,000	\$58,546,000	-57%
2052	\$143,349,000	\$61,282,000	-57%
2053		\$64,126,000	
2054		\$67,081,000	
2055		\$70,153,000	
2056		\$73,344,000	
2057		\$76,659,000	

Item 1A

**HIDALGO COUNTY REGIONAL MOBILITY AUTHORITY**

**AGENDA RECOMMENDATION FORM**

BOARD OF DIRECTORS	<u>  X  </u>	AGENDA ITEM	<u>  1A  </u>
PLANNING COMMITTEE	<u>          </u>	DATE SUBMITTED	<u>  12/10/12  </u>
FINANCE COMMITTEE	<u>          </u>	MEETING DATE	<u>  12/18/12  </u>
TECHNICAL COMMITTEE	<u>          </u>		

1. Agenda Item: **PROGRAM MANAGER UPDATE ON SH 365 PROJECT**
2. Nature of Request: (Brief Overview) Attachments:   X   Yes        No  
Report from Program Manager on progress with SH 365 Project
3. Policy Implication: Board Policy, Local Government Code, Texas Government Code, Texas Transportation Code, TxDOT Policy
4. Budgeted:        Yes        No   X   N/A
5. Staff Recommendation: **Report Only.**
6. Program Manager's Recommendation:        Approved        Disapproved   X   None
7. Planning Committee's Recommendation:        Approved        Disapproved   X   None
8. Board Attorney's Recommendation:        Approved        Disapproved   X   None
9. Executive Director's Recommendation:        Approved        Disapproved   X   None



# PMC/GEC REPORT: HCRMA PROJECT STATUS

1. Major Milestones
2. SH 365: Schedule and Progress
3. Construction Cost Trends

1. PMC/GEC and HCRMA Staff will meet with Kansas City Southern on 12/12/2012 to determine their interest in developing rail in Hidalgo County.
2. PMC/GEC has prepared preliminary development costs for an international bridge, railroad, tollroad to help determine potential leases to fund rail development.
3. PMC/GEC has met with the engineers on the SH 356 project and reviewed current construction pricing and methodology in order to provide an updated construction cost.

1. PMC/GEC has turned over base T&R data from the 2012 update and are running updated financing scenarios in January 2013. Listed below is a preliminary listing of the scenarios and options under consideration:

A. Scenarios:

- Scenario 1 – SH 365 Only
- Scenario 2 – SH 365 + IBTC
- Scenario 3 – SH 365 + IBTC + Sec. D
- Scenario 4 – SH 365 (SH 365 Ph II opening 2019)
- Scenario 5 – SH 365 + IBTC (SH 365 Ph II opening 2019)

B. Options:

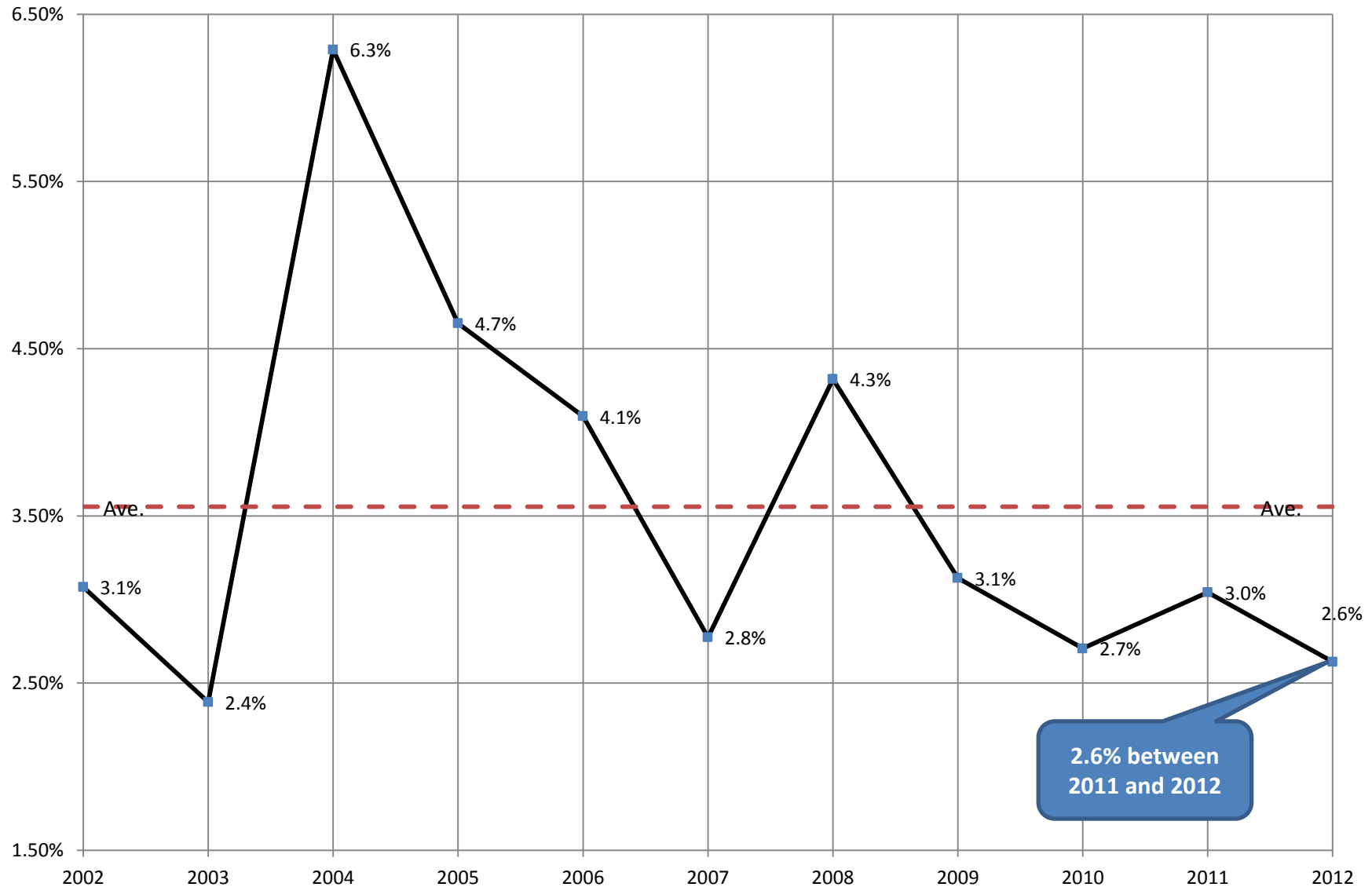
- Option A – Modified post processing assumptions.
- Option B – Border crossing passenger car growth.
- Option C – Delay construction of EB to SB ramps on 23rd St Bridge.
- Option D – Delay construction of SB to WB ramps on 23rd St Bridge.
- Option E – Delay construction of EB to SB and SB to WB ramps on 23rd St Br.
- Option F – Build 2-In Facility (1 lane each way) West of 23rd St. Br.
- Option G – Combining Options E and F.
- Option H – Build 2-In Facility (1 Lane each way on Floodway Bridge) between Ware Rd and 23rd St and Combining Option G.
- Option I – Trucks connected directly into SH 365 from the BSIF at Anzalduas and Pharr Intl. Br's.

# SH 365: Schedule and Progress



ID	Task Name	Start	Finish	2012				2013				2014				2015				2016				2017				
				Q3	Q4	Q1	Q2	Q3	Q4	Q1	Q2	Q3	Q4	Q1	Q2	Q3	Q4	Q1	Q2	Q3	Q4	Q1	Q2	Q3	Q4	Q1	Q2	Q3
1	1 Program Management / GEC (Phase I & II)	Tue 11/1/11	Fri 12/29/17																									
2	2 Development Services (Phase I & II)	Thu 12/1/11	Fri 1/29/16																									
3	2.1 Traffic and Revenue / Financial Plan	Fri 5/4/12	Tue 2/3/15																									
4	2.1.1 T&R Level II Updated Studies	Fri 5/4/12	Mon 12/31/12																									
5	2.1.2 Level of Service Studies	Thu 8/16/12	Mon 12/31/12																									
6	2.1.3 Update Strategic Plan	Thu 11/1/12	Mon 12/31/12																									
7	2.1.4 T&R Investment Grade Studies	Mon 2/3/14	Tue 2/3/15																									
8	2.2 Environ. Finalize EA with FONSI	Mon 6/4/12	Thu 4/24/14																									
9	2.2.1 Environmental Classification	Mon 6/4/12	Fri 11/30/12																									
10	2.2.2 Environmental Assessment Document / Fieldwork / FONSI	Mon 6/4/12	Thu 4/24/14																									
11	2.2.3 Agency Coord. / Pub. Involvement	Mon 11/19/12	Wed 12/4/13																									
12	2.3 Survey	Thu 12/1/11	Fri 1/29/16																									
13	2.3.1 Right of Entry	Thu 12/1/11	Fri 10/19/12																									
14	2.3.2 Topographic and Planimetric Survey	Mon 1/2/12	Mon 10/1/12																									
15	2.3.3 Project Control	Mon 7/2/12	Mon 12/3/12																									
16	2.3.4 Utility Survey	Tue 10/2/12	Fri 11/30/12																									
17	2.3.5 Boundary Survey	Mon 10/15/12	Fri 11/30/12																									
18	2.3.6 ROW Mapping and Parcel Tract Platten	Mon 12/3/12	Thu 1/31/13																									
19	2.3.7 Special or Mitigation Surveys (incl. Util potholing)	Thu 11/1/12	Tue 12/31/13																									
20	2.3.8 Construction Control and Staking	Tue 12/1/15	Fri 1/29/16																									
21	2.4 Engineering	Wed 5/2/12	Mon 2/3/14																									
22	2.4.1 Schematics - 4 Ln update	Wed 5/2/12	Wed 1/2/13																									
23	2.4.2 Design Eng. (PS&E) / Geotechnical / Toll Facilities	Fri 2/1/13	Mon 2/3/14																									
24	2.5 Prop. Acquisition Svcs (incl. title reports/appraisals)	Mon 9/2/13	Wed 5/6/15																									
25	2.6 Utilities (Compensable) (incl. design)	Thu 8/1/13	Tue 12/1/15																									
26	3 Land Purchase (Phase I: SP 600 to FM396)	Sun 1/5/14	Sun 2/1/15																									
27	4 Construction Activity (Phase I: SP 600 to FM396)	Tue 9/1/15	Fri 12/29/17																									
28	5 Construction Mgt (Phase I: SP 600 to FM396)	Tue 9/1/15	Fri 12/29/17																									

# Construction Cost Trends: % Change in CCI (Yearly Ave)



# Construction Cost Trends: Asphalt Paving Prices

1. The 20-city average price for liquid asphalt has increased:
  - a. +1.2% in July
  - b. +0.6% in August
  - c. +0.9% in September
  - d. +0.1% in October
  - e. +0.4% in November
  - f. -0.2% in December
  
2. The combined increases have pushed asphalt paving prices 9.8% above a year ago.

## 20-City Average

ITEM	UNIT	PRICE	% CHG. MO.	% CHG. YEAR
<b>ASPHALT PAVING</b>				
PG 58	ton	380.63	-0.2	+9.8
Cutback, MC800	ton	369.44	0.0	+0.4
Emulsion, RAPID SET	ton	351.07	0.0	+2.1
SLOW SET	ton	355.79	0.0	+2.5
<b>PORTLAND CEMENT</b>				
Type one	ton	109.26	0.0	+3.6
<b>MASONRY CEMENT</b>				
70-lb bag	bag	8.21	0.0	+2.1
<b>GRAVEL</b>				
1 1/2" down to 3/4"	ton	10.72	-1.0	+1.5
3/4" down to 3/8"	ton	10.86	0.0	-0.4
<b>CRUSHED STONE</b>				
Base course	ton	10.43	0.0	+4.2
Concrete course	ton	10.89	0.0	+3.6
Asphalt course	ton	11.16	0.0	+2.8
<b>SAND</b>				
Concrete	ton	9.24	0.0	+2.4
Masonry	ton	10.39	0.0	+1.7
<b>CONCRETE READY-MIX</b>				
3,000 psi	cy	102.16	+0.1	+1.2
4,000 psi	cy	107.94	+0.1	+1.4
5,000 psi	cy	115.86	0.0	+0.8
<b>STANDARD MODULAR BRICK</b>				
	M	352.70	0.0	+1.0
<b>CONCRETE BLOCK</b>				
Normal-weight: 8" x 8" x 16"	C	137.19	0.0	+3.4
Lightweight: 8" x 8" x 16"	C	156.63	0.0	+2.8
12" x 8" x 16"	C	173.96	0.0	+1.6
<b>MASON'S LIME</b>				
	ton	226.93	0.0	+4.8

Source: ENR.com Material Trends for Dec 3, 2012  
(Cement/Concrete/Aggregate)

This Page  
Intentionally  
Left Blank

Item 2A

**HIDALGO COUNTY REGIONAL MOBILITY AUTHORITY**

**AGENDA RECOMMENDATION FORM**

BOARD OF DIRECTORS	<u>    X    </u>	AGENDA ITEM	<u>    2A    </u>
PLANNING COMMITTEE	<u>          </u>	DATE SUBMITTED	<u>   12/10/12   </u>
FINANCE COMMITTEE	<u>          </u>	MEETING DATE	<u>   12/18/12   </u>
TECHNICAL COMMITTEE	<u>          </u>		

1. Agenda Item: **APPROVAL OF MINUTES FOR REGULAR MEETING HELD  
NOVEMBER 21, 2012**
2. Nature of Request: (Brief Overview) Attachments:   X   Yes        No  
  
Consideration and approval of minutes for the Hidalgo Count Regional Mobility Authority Board  
of Directors Regular Meeting held November 21, 2012.
3. Policy Implication: Board Policy, Local Government Code, Texas Government Code, Texas  
Transportation Code, TxDOT Policy
4. Budgeted:        Yes        No   X   N/A
5. Staff Recommendation: **Motion to approve the minutes for the Board of Director's Regular  
Meeting held November 21, 2012.**
6. Program Manager's Recommendation:        Approved        Disapproved   X   None
7. Planning Committee's Recommendation:        Approved        Disapproved   X   None
8. Board Attorney's Recommendation:   X   Approved        Disapproved        None
9. Executive Director's Recommendation:   X   Approved        Disapproved        None

**STATE OF TEXAS**  
**COUNTY OF HIDALGO**  
**HIDALGO COUNTY REGIONAL MOBILITY AUTHORITY**

The Hidalgo County Regional Mobility Authority Board of Directors convened a Regular Meeting on **Wednesday, November 21, 2012**, at 5:32 pm at the Pharr City Hall, City Commission Chambers, 118 South Cage Boulevard, Pharr, Texas, with the following present:

Board Members:	Michael G. Cano, Vice-Chairman	HCRMA
	Ricardo Perez, Secretary/Treasurer	HCRMA
	Forrest Runnels, Director	HCRMA
	David Guerra, Director	HCRMA
	Alonzo Cantu, Director	HCRMA
Absent	Dennis Burleson, Chairman	HCRMA
	Joe Olivarez, Director	HCRMA
Staff:	Pilar Rodriguez, Executive Director	HCRMA
	Flor E. Koll, Program Administrator	HCRMA
	Dan Rios, Legal Counsel	HCRMA
	Louis Jones, Program Manager	HCRMA

**CALL TO ORDER FOR WORKSHOP**

Vice-Chairman Cano called the workshop to order.

1. Review of Proposed Fiscal Year 2013 Budget  
*Pilar Rodriguez reviewed the revenues and expenditures for the proposed Fiscal Year 2013 budget. No action taken.*

**ADJOURNMENT OF WORKSHOP**

**CALL TO ORDER FOR REGULAR MEETING**

Vice-Chairman Cano called the regular meeting to order.

**PUBLIC COMMENT**

*None.*

**1. REPORTS**

- A. Update on SH 365 Financing – Jody Ellington, TxDOT  
*No report was given. No action taken.*
- B. Update of SH 365 Project – Louis Jones, Program Manager  
*Louis Jones, Program Manager, provided a summary update on the progress for the SH 365 Project. Mr. Louis reported that the T&R Update will be received from C&M the week of November 26, 2012 and that TxDOT has recommended an Environmental Assessment for the SH 365 Project. The Board of Directors was also provided a written report with a detailed update on the SH 365 Project. No action taken.*

- 2. CONSENT AGENDA** (All matters listed under the Consent Agenda are considered to be routine by the Governing Body and will be enacted by one motion. There will be no separate discussion of these items; however, if discussion is desired, that item(s) will be removed from the Consent Agenda and will be considered separately. The Governing Body may also elect to go into Executive Session on any item, whether or not such item(s) are posted as an Executive Session Item, at any time during the meeting when authorized by provisions of the Open Meetings Act.)

***Motion by David Guerra, with a second by Ricardo Perez, to approve the Consent Agenda. Motion carried unanimously.***

- A. Approval of Minutes for Regular Meeting held October 18, 2012  
*Approved the Minutes for Regular Meeting held October 18, 2012 as presented.*
- B. Approval of Project Expense Report for Period from October 10, 2012 to November 13, 2012  
*Approved the Project Expense Report for the Period from October 10, 2012 to November 13, 2012 as presented.*
- C. Approval of Financial Report for September 2012  
*Approved the Financial Report for September 2012 as presented.*
- D. Resolution 2012-38 – Amendment and Restatement of Professional Service Agreement with TEDSI Infrastructure Group, Inc. to revise DBE/HUB requirements.  
*Approved Resolution 2012-38 as presented.*
- E. Resolution 2012-39 – Amendment and Restatement of Professional Service Agreement with DOS Land Surveying, LLC. to revise scope of services, work authorization and DBE/HUB requirements.  
*Approved Resolution 2012-39 as presented.*
- F. Resolution 2012-40 – Amendment and Restatement of Professional Service Agreement with Quintanilla, Headley and Associates, Inc. to revise scope of services, work authorization and DBE/HUB requirements.  
*Approved Resolution 2012-40 as presented.*

**3. REGULAR AGENDA**

- A. Resolution 2012-36 – Amendment and Restatement of Professional Service Agreement with L&G Consulting Engineers, Inc. to revise changes in project limits and DBE/HUB requirements.  
***Motion by Alonzo Cantu, with a second by Forrest Runnels, to approve amendment and restatement of Professional Service Agreement with L&G Consulting Engineers for an increase in the maximum payable amount of \$27,558.89 for a revised maximum payable amount of \$5,915,101.32, including a change in project limits and DBE/HUB reporting requirements. Motion carried unanimously.***
- B. Resolution 2012-37 – Amendment and Restatement of Professional Service Agreement with S&B Infrastructure, LTD. to revise changes in project limits and DBE/HUB requirements.  
***Motion by Alonzo Cantu, with a second by Forrest Runnels, to approve amendment and restatement of Professional Service Agreement with S&B Infrastructure for an increase in the maximum payable amount of \$350,386.50 for a revised maximum payable amount of \$4,714,339.28, including a change in project limits and DBE/HUB reporting requirements. Motion carried unanimously.***

- C. Resolution 2012-41 – Authorizing HCRMA Staff to Meet with Kansas City Southern Railway to Determine the Scope of the Proposed Class I Rail Project.

***Motion by Alonzo Cantu, with a second by David Guerra, to authorize the Executive Director, Board Attorneys and Program Manager to meet with Kansas City Southern Railway Executives to determine the scope of the project and the proposed plan to finance the advance project development and rail construction. Motion carried unanimously.***

- D. Resolution 2012-42 – Authorizing Signatories to Release Collateral with The Independent Bankers Bank.

***Motion by Alonzo Cantu, with a second by David Guerra, to authorize Michael Cano, Vice-Chairman, Ricardo Perez, Secretary/Treasurer, Forrest Runnels, Director and David Guerra, Director as signatories to release collateral with The Independent Bankers Bank. Motion carried unanimously.***

#### **4. CHAIRMAN'S REPORT**

- A. Report on Texas Transportation Commission Meeting to be held October 25, 2012 and upcoming Texas Transportation Commission Meeting to be held December 13, 2012, in Austin, Texas.

*No report given. No action taken.*

- B. Report on Border to Border Conference (November 13-14, 2012) at South Padre Island, Texas.

*No report given. No action taken.*

#### **5. TABLED ITEMS**

- A. None

#### **6. EXECUTIVE SESSION, CHAPTER 551, TEXAS GOVERNMENT CODE, SECTION 551.071 (CONSULTATION WITH ATTORNEY), SECTION 551.072 (DELIBERATION OF REAL PROPERTY) AND SECTION 551.074 (PERSONNEL MATTERS)**

***Motion by Alonzo Cantu, with a second by David Guerra, to enter into Executive Session pursuant to Chapter 551, Texas Government Code, Section 551.071 Consultation with Attorney for Item 6C. Motion carried unanimously.***

Vice-Chairman Cano recessed the open meeting at 5:52 pm to go into Executive Session. Vice-Chairman Cano reconvened the open meeting at 6:02 pm with the follow action taken on Executive Session items:

- A. Consultation with Board Attorney regarding legal issues pertaining to Professional Service Agreements with L&G, S&B, TEDSI, DOS Land Surveying and Quintanilla, Headley & Associates (Section 551.071 T.G.C.).

***No action taken.***

- B. Consultation with Board Attorney and Financial Advisor on legal issues pertaining to financial options, including current obligations (Section 551.071 T.G.C.).

***No action taken.***

- C. Consultation with Board Attorney regarding legal issues pertaining to the scope of the proposed South Texas Class I Rail Project (Section 551.071 T.G.C.).

***No action taken.***

## **ADJOURNMENT**

*There being no other business to come before the Board of Directors, the meeting was adjourned at 6:03 pm.*

---

*Dennis Burleson, Chairman*

*Attest:*

---

*Ricardo Perez, Secretary/Treasurer*

Item 2B

**HIDALGO COUNTY REGIONAL MOBILITY AUTHORITY**

**AGENDA RECOMMENDATION FORM**

BOARD OF DIRECTORS	<u>    X    </u>	AGENDA ITEM	<u>    2B    </u>
PLANNING COMMITTEE	<u>          </u>	DATE SUBMITTED	<u>   12/10/12   </u>
FINANCE COMMITTEE	<u>          </u>	MEETING DATE	<u>   12/18/12   </u>
TECHNICAL COMMITTEE	<u>          </u>		

1. Agenda Item: **APPROVAL OF PROJECT EXPENSE REPORT FOR NOVEMBER 14, 2012 THROUGH DECEMBER 13, 2012**

2. Nature of Request: (Brief Overview) Attachments:   X   Yes        No

Consideration and approval of project expense report for the period from November 14, 2012 to December 13, 2012.

3. Policy Implication: Board Policy, Local Government Code, Texas Government Code, Texas Transportation Code, TxDOT Policy

4. Budgeted:        Yes   X   No        N/A

Funding Source:      Vehicle Registration Fund Balance after Expenses   \$4,164,217.64

General Account	\$ 24,278.60
Loop Account	\$524,232.59
Debt Service Account	<u>\$148,347.02</u>
<b>Total Project Expenses for Reporting Period</b>	<b>\$696,858.21</b>

5. Staff Recommendation: **Motion to approve the project expense report for the period from November 14, 2012 to December 13, 2012 as presented.**

6. Program Manager's Recommendation:   X   Approved        Disapproved        None

7. Planning Committee's Recommendation:        Approved        Disapproved   X   None

8. Board Attorney's Recommendation:        Approved        Disapproved   X   None

9. Executive Director's Recommendation:   X   Approved        Disapproved        None



# Memorandum

To: Dennis Burleson, Chairman  
From: Pilar Rodriguez, PE, Executive Director  
Date: December 10, 2012  
Re: **Expense Report for the Period from November 14, 2012 to December 13, 2012**

---

Attached is the expense report for the period commencing on November 14, 2012 and ending on December 13, 2012.

Expenses for the General Account total \$24,278.60, Loop Account total \$524,232.59, and for the Debt Service Account total \$148,347.02. The aggregate expense for the reporting period is \$696,858.21.

Based on review by this office, **approval of expenses for the reporting period is recommended in the aggregate amount of \$696,858.21.**

This leaves a balance in the Vehicle Registration Fund after expenses of \$4,164,217.64.

If you should have any questions or require additional information, please advise.



# EXPENSE REPORT

December 18, 2012

## General Account (Account No. 28003536)

Code	Make Check Payable to	Inv Date	Memo:	Amount	Ck #
16660.000	A Fast Delivery	12/3/2012	2012004538 Courier Services	\$ 188.25	
16200.000	City of McAllen	11/14/2012	Payroll 23 Salaries 10/29/12-11/11/12	\$ 10,535.09	
16200.000	City of McAllen	11/28/2012	Payroll 24 Salaries 11/12/12-11/25/12	\$ 9,126.25	
17150.000	City of Pharr	12/1/2012	120112 - December's Rent	\$ 1,000.00	
17310.000	First National Bank	12/10/2012	Visa - Closing date 11/30/12	\$ 1,452.53	
16600.000	Flor E. Koll	12/13/2012	Travel - Austin (Meetings)	\$ 179.21	
17210.000	Pena Designs	11/30/2012	Invoice #6	\$ 150.00	
16600.000	Pilar Rodriguez	12/12/2012	Travel - Austin (Meetings)	\$ 467.25	
17050.000	Salinas Allen Schmitt	12/7/2012	98712 November Services	\$ 850.00	
17150.000	Wells Fargo	11/28/2012	6745279951 11/25/12-12/25/12	\$ 330.02	
				<b>\$ 24,278.60</b>	

## Loop Account (Account No. 280003609)

Code	Make Check Payable to:	Inv Date	Memo:	Amount
28000.000	Dannenbaum	12/3/2012	465201/13/XV WA #3, 5	\$ 243,067.44
28000.000	First Southwest	11/27/2012	7114 Fees & Expenses for 2012	\$ 16,080.55
28000.000	First Southwest	11/21/2012	7094 - La Joya Relief Route, Phase 1	\$ 6,216.35
28000.000	First Southwest	11/21/2012	7095 - Preliminary T&R and Segs A&B	\$ 30,704.90
	HCRMA	12/13/2012	Reimbursement to General Account	\$ 106,071.05
28000.000	L&G	11/30/2012	11324328 SH365/Seg1/WA1	\$ 105,791.81
28000.000	S&B Infrastructure, LTD	12/6/2012	U1695.100-03 SH365/Seg2/WA1	\$ 108,098.03
28000.000	Tedsi	11/20/2012	20121352 SH365/Seg3/WA1	\$ 14,273.51
				<b>\$ 524,232.59</b>

## Vehicle Registration (Account No. 280003617)

Code	Make Check Payable to:	Inv Date	Memo:	Amount
33000.000	Hidalgo County RMA		Transfer to Acct # 280003862 (Debt Acct)	\$ 148,347.02

## Debt Service (Account No. 280003862)

Code	Make Check Payable to:	Inv Date	Memo:	Amount
47320.000	First National Bank		Loan # 1286007585	\$ 148,347.02

<b>Total</b>	<b>\$ 696,858.21</b>
--------------	----------------------

Ricardo Perez, Secretary/Treasurer

Recommend Approval/Pilar Rodriguez, E.D.

Dennis Burleson, Chairman

Date Approved

A-FAST DELIVERY, LLC  
P.O. Box 530402  
Harlingen, TX 78553  
Phone: (956) 425-7333  
Fax: (956) 425-3075  
Tax I.D. 27-1584703

A FAST DELIVERY HAS NOW BECOME A FAST  
DELIVERY LLC AND OUR NEW FEDERAL  
IDENTIFICATION NUMBER IS 27-1584703 AS OF  
01/01/10 .

HCRMA  
118 S CAGE  
PHARR, TX 78577

This Invoice includes Completed Jobs delivered on or before 11/30/2012.

## ITEMIZED LISTING

JobNumber	Priority	Legs	Drop Date	Requestor	Reference	Amount Due
✓ 2012031322	REGULAR		11/16/2012	SG/FLOR		\$6.50
From:	HCRMA - 118 S CAGE 4TH FLOOR - PHARR, TX					
To:	EIA PROPERTIES - 506 CANTON - EDINBURG, TX					
Released:	11/16/2012 8:44 am		Dropped Off:	11/16/2012 3:27 pm		
✓ 2012031324	REGULAR		11/16/2012	SG/FLOR		\$6.50
From:	HCRMA - 118 S CAGE 4TH FLOOR - PHARR, TX					
To:	JUDGE RAMON GARCIA - 1615 S CLOSNER STE J - EDINBURG, TX					
Released:	11/16/2012 8:44 am		Dropped Off:	11/16/2012 3:04 pm		
✓ 2012031325	REGULAR		11/16/2012	SG/FLOR		\$6.50
From:	HCRMA - 118 S CAGE 4TH FLOOR - PHARR, TX					
To:	HIDALGO CO PCT4 JOSEPH PALACIO - 1051 N DOOLITTLE - EDINBURG, TX					
Released:	11/16/2012 8:45 am		Dropped Off:	11/16/2012 3:16 pm		
✓ 2012031326	REGULAR		11/16/2012	SG/FLOR		\$6.50
From:	HCRMA - 118 S CAGE 4TH FLOOR - PHARR, TX					
To:	LAW OFFICE OF DANIEL RIOS - 323 NOLANA - MCALLEN, TX					
Released:	11/16/2012 8:45 am		Dropped Off:	11/16/2012 2:26 pm		
✓ 2012031327	REGULAR		11/16/2012	SG/FLOR		\$6.50
From:	HCRMA - 118 S CAGE 4TH FLOOR - PHARR, TX					
To:	DANNEN BAUM ENGINEERING - 1109 NOLANA LOOP STE 208 - MCALLEN, TX 78501					
Released:	11/16/2012 8:46 am		Dropped Off:	11/16/2012 2:33 pm		
✓ 2012031328	REGULAR		11/16/2012	SG/FLOR		\$6.50
From:	HCRMA - 118 S CAGE 4TH FLOOR - PHARR, TX					
To:	CANTU CONSTRUCTION - 5221 N MCCOLL - MCALLEN, TX					
Released:	11/16/2012 8:46 am		Dropped Off:	11/16/2012 2:47 pm		
✓ 2012031329	REGULAR		11/16/2012	SG/FLOR		\$6.50
From:	HCRMA - 118 S CAGE 4TH FLOOR - PHARR, TX					
To:	IBC BANK - 1 S BROADWAY - MCALLEN, TX 78501					
Released:	11/16/2012 8:46 am		Dropped Off:	11/16/2012 1:30 pm		
✓ 2012031330	REGULAR		11/16/2012	SG/FLOR		\$6.50
From:	HCRMA - 118 S CAGE 4TH FLOOR - PHARR, TX					
To:	WELLS FARGO ADVISORS - 4900 N 10TH STE D1 - MCALLEN, TX					
Released:	11/16/2012 8:46 am		Dropped Off:	11/16/2012 2:38 pm		
2012031331	REGULAR		11/16/2012	SG/FLOR		\$6.50
From:	HCRMA - 118 S CAGE 4TH FLOOR - PHARR, TX					
To:	TEXAS DEPT OF TRANSPORTATION - 600 W EXPWY 83 - PHARR, TX 78577					
Released:	11/16/2012 8:47 am		Dropped Off:	11/16/2012 1:48 pm		

JobNumber	Priority	Legs	Drop Date	Requestor	Reference	Amount Due
✓ 2012031332	REGULAR		11/16/2012	SG/FLOR		\$6.50
From:	HCRMA - 118 S CAGE 4TH FLOOR - PHARR, TX					
To:	HIDALGO CO PCT2 TITO PALACIOS - 300 HALL ACRES - PHARR, TX					
Released:	11/16/2012 8:47 am		Dropped Off: 11/16/2012 10:04 am			
✓ 2012031333	REGULAR		11/16/2012	SG/FLOR		\$7.50
From:	HCRMA - 118 S CAGE 4TH FLOOR - PHARR, TX					
To:	HIDALGO CO PCT3 JOE FLORES - 724 N BREYFOGAL - MISSION, TX 78572					
Released:	11/16/2012 8:47 am		Dropped Off: 11/16/2012 12:30 pm			
✓ 2012031334	REGULAR		11/16/2012	SG/FLOR		\$7.50
From:	HCRMA - 118 S CAGE 4TH FLOOR - PHARR, TX					
To:	RIO BANK - 495 BENTSON RD - MISSION, TX					
Released:	11/16/2012 8:48 am		Dropped Off: 11/16/2012 12:21 pm			
2012031335	REGULAR		11/16/2012	SG/FLOR		\$8.25
From:	HCRMA - 118 S CAGE 4TH FLOOR - PHARR, TX					
To:	JOE OLIVAREZ - 614 N TEXAS - WESLACO, TX					
Released:	11/16/2012 8:48 am		Dropped Off: 11/16/2012 10:30 am			
2012031336	REGULAR		11/16/2012	SG/FLOR		\$8.25
From:	HCRMA - 118 S CAGE 4TH FLOOR - PHARR, TX					
To:	HIDALGO CO PCT 1 - 1902 JOE STEPHENS - JOEL QUINTANILLA - WESLACO, TX 78596					
Released:	11/16/2012 8:48 am		Dropped Off: 11/16/2012 10:45 am			
✓ 2012031440	REGULAR		11/19/2012	SG/FLOR		\$6.50
From:	HCRMA - 118 S CAGE 4TH FLOOR - PHARR, TX					
To:	DANNEN BAUM ENGINEERING - 1109 NOLANA LOOP STE 208 - MCALLEN, TX 78501					
Released:	11/19/2012 8:00 am		Dropped Off: 11/19/2012 11:35 am			
✓ 2012032163	REGULAR		11/27/2012	SG/FLOR		\$6.50
From:	HCRMA - 118 S CAGE 4TH FLOOR - PHARR, TX					
To:	EIA PROPERTIES - 506 CANTON - EDINBURG, TX					
Released:	11/27/2012 9:53 am		Dropped Off: 11/27/2012 12:40 pm			
✓ 2012032164	REGULAR		11/27/2012	SG/FLOR		\$6.50
From:	HCRMA - 118 S CAGE 4TH FLOOR - PHARR, TX					
To:	LINEBARGER GOGGENS BLAIR & SAM - 205 S PIN OAK AVE - EDINBURG, TX 78539					
Released:	11/27/2012 9:53 am		Dropped Off: 11/27/2012 1:14 pm			
✓ 2012032165	REGULAR		11/27/2012	SG/FLOR		\$6.50
From:	HCRMA - 118 S CAGE 4TH FLOOR - PHARR, TX					
To:	CANTU CONSTRUCTION - 5221 N MCCOLL - MCALLEN, TX					
Released:	11/27/2012 9:53 am		Dropped Off: 11/27/2012 1:31 pm			
✓ 2012032166	REGULAR		11/27/2012	SG/FLOR		\$6.50
From:	HCRMA - 118 S CAGE 4TH FLOOR - PHARR, TX					
To:	IBC BANK - 1 S BROADWAY - MCALLEN, TX 78501					
Released:	11/27/2012 9:54 am		Dropped Off: 11/27/2012 2:07 pm			
✓ 2012032167	REGULAR		11/27/2012	SG/FLOR		\$6.50
From:	HCRMA - 118 S CAGE 4TH FLOOR - PHARR, TX					
To:	WELLS FARGO ADVISORS - 4900 N 10TH STE D1 - MCALLEN, TX					
Released:	11/27/2012 9:54 am		Dropped Off: 11/27/2012 1:40 pm			
✓ 2012032168	REGULAR		11/27/2012	SG/FLOR		\$7.50
From:	HCRMA - 118 S CAGE 4TH FLOOR - PHARR, TX					
To:	RIO BANK - 495 BENTSON RD - MISSION, TX					
Released:	11/27/2012 9:54 am		Dropped Off: 11/27/2012 3:19 pm			
✓ 2012032169	REGULAR		11/27/2012	SG/FLOR		\$8.25
From:	HCRMA - 118 S CAGE 4TH FLOOR - PHARR, TX					
To:	JOE OLIVAREZ - 614 N TEXAS - WESLACO, TX					
Released:	11/27/2012 9:55 am		Dropped Off: 11/27/2012 12:07 pm			
✓ 2012032419	REGULAR		11/29/2012	TS/FLOR		\$6.50
From:	HCRMA - 118 S CAGE 4TH FLOOR - PHARR, TX					
To:	QUINTANILLA HEADLEY - 124 E STUBBS - EDINBURG, TX 78539					
Released:	11/29/2012 10:17 am		Dropped Off: 11/29/2012 2:25 pm			

JobNumber	Priority	Legs	Drop Date	Requestor	Reference	Amount Due
✓ 2012032420	REGULAR		11/29/2012	TS/FLOR		\$6.50
From:	HCRMA - 118 S CAGE 4TH FLOOR - PHARR, TX					
To:	S & B SERVICES - 5408 N 10TH - MCALLEN, TX 78501					
Released:	11/29/2012 10:17 am		Dropped Off: 11/29/2012 2:00 pm			
✓ 2012032421	REGULAR		11/29/2012	TS/FLOR		\$7.50
From:	HCRMA - 118 S CAGE 4TH FLOOR - PHARR, TX					
To:	TEDSI COMPANY - 1201 E EXPRESSWAY 83 - MISSION, TX 78572					
Released:	11/29/2012 10:18 am		Dropped Off: 11/29/2012 1:20 pm			
✓ 2012032422	REGULAR		11/29/2012	TS/FLOR		\$8.25
From:	HCRMA - 118 S CAGE 4TH FLOOR - PHARR, TX					
To:	DOS LOGISTIC - 1002 E EXPWAY - WESLACO, TX 78537					
Released:	11/29/2012 10:18 am		Dropped Off: 11/29/2012 2:31 pm			
✓ 2012032424	REGULAR		11/29/2012	TS/FLOR		\$8.25
From:	HCRMA - 118 S CAGE 4TH FLOOR - PHARR, TX					
To:	L & G ENGINEERING - 2100 W. EXPRESSWAY 83 - MERCEDES, TX 78570					
Released:	11/29/2012 10:19 am		Dropped Off: 11/29/2012 2:15 pm			

Number of Jobs: 27

Total Charges:	\$188.25
Total Credits:	\$0.00
Amount Due:	\$188.25



## Memorandum

To: Flor E. Koll

From: Belia Villarreal  
Payroll Manager

Date: November 14, 2012

Re: Payroll for Pilar Rodriguez and Flor E. Koll

Please submit a check in the amount of \$ 10,535.09 to the Finance Department. This is to cover the following: payroll from 10/29/2012 through 11/11/2012

The following is a breakdown:

RA	Salary	9,346.69
RB	Overtime	114.76
RC		
RD	FICA	237.87
RE	TMRS	493.89
RF	TWC	0.00
RG	Group Term Life Ins	6.20
RH	Health Insurance Emp plus Fam	335.68
RI	Workers Compensation	

---

Total amount invoiced for: \$ 10,535.09

If you should have any questions, please feel free to contact me at 956-681-1041.

Thank you.



## Memorandum

To: Flor E. Koll

From: Abel Carbajal  
Assistant Payroll Manager

Date: November 28, 2012

Re: Payroll for Pilar Rodriguez and Flor E. Koll

Please submit a check in the amount of \$ 9,126.25 to the Finance Department. This is to cover the following: payroll from 11/12/2012 through 11/25/2012

The following is a breakdown:

RA	Salary	8,445.22
RB	Overtime	0.00
RC		
RD	FICA	240.19
RE	TMRS	440.84
RF	TWC	0.00
RG	Group Term Life Ins	0.00
RH	Health Insurance Emp plus Fam	0.00
RI	Workers Compensation	

---

Total amount invoiced for: \$ 9,126.25

If you should have any questions, please feel free to contact me at 956-681-1041.

Thank you.




HIDALGO COUNTY REGIONAL MOBILITY AUTHORITY  
PAYMENT SUMMARY

First National Bank - Visa  
Authorized cardholder - Flor E. Koll  
Account ##### 8954

	Credit Card Statement	
Closing Date	11/30/2012	Total Paid to Date
Monthly Billing	\$1,452.53	\$1,452.53
	Amount Approved for Payment	

  
\_\_\_\_\_  
Approved for Payment  
Pilar Rodriguez  
Executive Director

  
\_\_\_\_\_  
Date



Account Number: ##### 8954  
Closing Date: 11/30/12  
Credit Limit: \$5,000.00  
Available Credit: \$3,547.47  
Cash Advance Limit: \$2,500.00  
Cash Advance Available: \$2,500.00



### Account Inquiries



Customer Service: (866) 809-8409  
Lost or Stolen Card: (866) 809-8412



Please Direct Written Inquiries to:  
CUSTOMER SERVICE  
PO BOX 30495  
TAMPA, FL 33630-3495



To pay on-line:  
www.webfnb.com

### Account Summary

Previous Balance	\$	0.00
Purchases	+	1,411.28
Cash	+	0.00
Special	+	0.00
Credits	-	0.00
Payments	-	0.00
Other Debits	+	41.25
<b>Finance Charges</b>	+	<b>0.00</b>
<b>NEW BALANCE</b>	<b>\$</b>	<b>1,452.53</b>



### Payment Information



**Total Minimum Payment Due \$44.00**

Minimum Payment \$ 44.00

**Payment Due Date 12/25/12**

Mail Payments to: FIRST NATIONAL BANK PO BOX 31021 TAMPA FL 33631-3021

### Important News

USE YOUR SCORECARD FOR MORE CHANCES TO WIN BONUS POINTS OR A WAREHOUSE DASH! FOR EACH QUALIFYING PURCHASE MADE BETWEEN OCTOBER 1 AND DECEMBER 31, YOU'LL RECEIVE AN ADDITIONAL ENTRY IN THE A MILLION & MORE SWEEPSTAKES. SEE THE ENCLOSED INSERT OR VISIT WWW.SCORECARDREWARDS.COM FOR DETAILS.

### Account Activity Since Your Last Statement

Trans Date	Post Date	Plan Name	Reference Number	Description	Amount
11/13	11/14	INTRP6	24013392318000734557526	ISLA GRAND BEACH RESORT SOUTH PADRE I TX	\$ 31.75 ✓
11/16	11/18	INTRP6	24445742322100461029836	OFFICE DEPOT #161 MCALLEN TX	68.63 ✓
11/16	11/18	INTRP6	24013392322000952019591	ISLA GRAND BEACH RESORT SOUTH PADRE I TX	296.99 ✓
11/16	11/18	INTRP6	24013392322000952019617	ISLA GRAND BEACH RESORT 956-7616511 TX	291.99 ✓
11/15	11/18	INTRP6	24013392321000881002354	ISLA GRAND BEACH RESORT SOUTH PADRE I TX	194.66 ✓
11/20	11/21	INTRP6	24445742326000332602827	OFFICE DEPOT #1127 800-463-3768 TX	179.59 ✓
11/27	11/28	INTRP6	24164072332091007570764	TARGET 00022376 MISSION TX	215.41 ✓
11/27	11/28	INTRP6	24164072332091007607830	TARGET 00022376 MISSION TX	43.30 ✓
11/27	11/28	INTRP6	2442733232720023091899	HEB #094 MISSION TX	58.14 ✓
11/27	11/29	INTRP6	24445002333200092186686	HOBBY-LOBBY #470 MCALLEN TX	30.82 ✓
<b>Payments, Adjustments and Others</b>					
11/30	11/30	BUS003	74447362335541335260401	ANNUAL FEE	41.25

A LATE CHARGE OF FIVE PERCENT OF THE PAYMENT DUE OR A MAXIMUM OF \$15 WILL BE ASSESSED FOR A PAYMENT MADE 10 DAYS OR MORE AFTER THE DATE PAYMENT OF THIS BILL IS DUE.

PLEASE DETACH COUPON AND RETURN PAYMENT USING THE ENCLOSED ENVELOPE - ALLOW 5 DAYS FOR MAIL DELIVERY 5007

FIRST NATIONAL BANK  
PO BOX 2049  
EDINBURG TX 78540-2049



### Account Number

##### 8954

Check box to indicate  
name/address change  
on back of this coupon ☐

### Closing Date

11/30/12

### New Balance

\$1,452.53

### Total Minimum Payment Due

\$44.00

### Payment Due Date

12/25/12

\$

AMOUNT OF PAYMENT ENCLOSED

FLOR E KOLL  
H C R M A  
PO BOX 1766  
PHARR TX 78577-1633



MAKE CHECK PAYABLE TO:

FIRST NATIONAL BANK  
PO BOX 31021  
TAMPA FL 33631-3021

21 4447 3600 0000 8954 00004400 00145253 8

# Hidalgo County Regional Mobility Authority Travel Expense Report

Note: Form must be typed

NAME: Flor E. Koll

ID#: 11572 Period Beginning: 11/08/12

Period Ending 11/16/12

Page 1/3

DATE	TRAVEL DESCRIPTION	PROJECT CODE	ODOMETER		MILES @ .555 cents	Mileage Expense	HOTEL	HOTEL TAX/ OTHER	MEAL PER DIEM	TOTAL
			Before	After						
11/08/12	From Office to SAS (Weslaco), pick up checks to MPO (drop off check) to Joe Olivarez (Weslaco) signature on check to Rick Perez (Palmview) signature on check to RMA Office	HCRMA	11,463	11,520	57					\$31.64
11/09/12	From Office to Rick Perez (Palmview) drop off contract to home (McAllen) shortest distance	HCRMA	119,710	119,740	30					\$16.65
11/15/12	From Office to Office Depot to home (McAllen) shortest distance	HCRMA	120,060	120,068	8					\$4.44
11/16/12	From Office to Office Depot back to RMA Office	HCRMA	120,077	120,082	5					\$2.78
11/16/12	From Office to SAS (Weslaco) pick up Vendor check back to RMA Office	HCRMA	120,082	120,113	31					\$17.21
12/11/12	To Austin for KCS Meeting	HCRMA							35.50	\$35.50
12/12/12	Meeting with KCS and C&M/FSW	HCRMA							71.00	71.00
TOTAL										\$179.21

Depart : Trip #1		Return: Trip #1		Depart : Trip #1		Return: Trip #1	
Date	Time	Date	Time	Date	Time	Date	Time
12/11/12	1:00 PM	12/12/12	6:45 PM				
I CERTIFY THAT THIS STATEMENT, THE AMOUNTS CLAIMED AND THE ATTACHMENTS ARE TRUE, CORRECT AND COMPLETE TO THE BEST OF MY KNOWLEDGE BELIEF.							
12/13/12	SIGNATURE OF TRAVELER <i>Flor E. Koll</i>			12/13/12	APPROVED BY DEPARTMENT HEAD <i>[Signature]</i>		

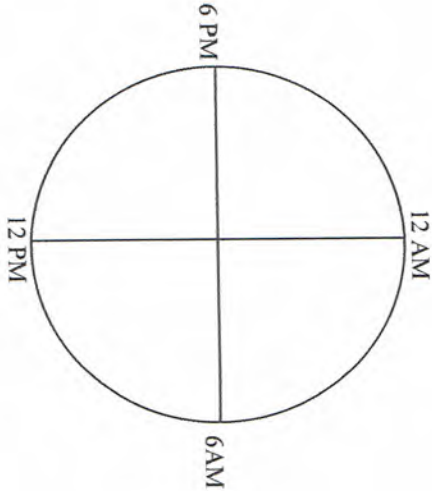
LODGING COMPUTATIONS

Flor E. Koll  
 Austin Meetings

IN-STATE		OUT-OF-STATE	
	Reimbursable Lodging Rate (not to exceed \$85 per day)		Reimbursable Lodging Rate (based on out-of state federal computations)
Date of Lodging	Actual Lodging Rate	Date of Lodging	Actual Lodging Rate
TOTAL LODGING RATE (EXCL. TAXES)		TOTAL LODGING RATE (EXCL. TAXES)	
\$		LODGING TAXES	

IN-STATE MEALS PER DIEM

DATE	# OF QUARTERS	
12/11/12	2	
12/12/12	4	
TOTAL QUARTERS	6	X 17.75 = 106.50
	QUARTERS	PER DIEM
OUT-OF-STATE MEALS PER DIEM		



DATE	# OF QUARTERS	
TOTAL QUARTERS	X	\$ = \$
	QUARTERS	PER DIEM

\$ = Allowable Rate to be computed by use of the  
 "Out-of-State Meal and Lodging Rates for Current Fiscal Year."  
 from the Texas Comptroller of Public Accounts.

P.O. Box 9572  
Huntsville, TX 77340  
Phone (956) 655-9790  
penadesigns@gmail.com

Invoice #06  
Date: **November 30, 2012**

Hidalgo County Regional Mobility Authority  
P.O. Box 1766  
Pharr, TX 78577

## Website Maintenance

Thank you for your business!

# Travel Expense Report

**Note: Form must be typed**

Pilar Rodríguez

ID#:-

Period	<u>12/11/12</u>
Beginning:	
Period	
Ending	<u>12/12/12</u>

Page 1

[illegible]

I CERTIFY THAT THIS STATEMENT, THE AMOUNTS CLAIMED AND THE ATTACHMENTS ARE TRUE, CORRECT AND COMPLETE TO THE BEST OF MY KNOWLEDGE BELIEF.

Depart : Trip #1		Return : Trip #1		Depart : Trip #1		Return : Trip #1	
Date	Time	Date	Time	Date	Time	Date	Time
12/11/12	1:00 PM	12/12/12	6:45 PM				

I CERTIFY THAT THIS STATEMENT, THE AMOUNTS CLAIMED AND THE ATTACHMENTS ARE TRUE, CORRECT AND COMPLETE TO THE BEST OF MY KNOWLEDGE BELIEF.

*[Signature]*

SIGNATURE OF TRAVELER		DATE		APPROVED BY DEPARTMENT HEAD	
12/13/12					
DATE					

Pilar Rodriguez  
Austin Meetings

**IN-STATE MEALS PER DIEM**

A circle divided into four equal quadrants by a horizontal and a vertical line. The quadrants are labeled: top-left is '6 PM', top-right is '12 AM', bottom-left is '12 PM', and bottom-right is '6 AM'.

**“Out-of-State Meal and Lodging Rates for Current Fiscal Year.”**  
from the Texas Comptroller of Public Accounts.

# AMANO

Hyatt Regency Austin  
208 Barton Springs  
Austin, Texas 78704

Pilar Rodriguez  
travel to Austin  
12/12/12

Fee Computer Number:		1
Cashier:	Tamar	ID #6
Transaction Number:		5
Entered:	12/12/12	06:50
Exited:	12/12/12	10:22
Rate:		Area 1
Parking Fee:		\$10.00
SEVEN	(1)	-\$3.00
Subtotal:		\$7.00
Total Fee:		\$7.00
Cash:		

Thank you for choosing  
Hyatt Regency Hotel Parking  
We hope you have a WONDERFUL day.

EXPIRATION  
DATE TIME

Use peel off sticker  
to attach receipt to inside  
of curbside windshield.  
(visible from outside)

12/12 01:56 PM

10:56 AM \$ 3.00 10000712

City of Austin  
**PAY AND DISPLAY**



ID: 108066

Hidalgo County Regional Mobility Authority

P. O. Box 1766

Pharr, TX 78577

Invoice: 98712

Date: 12/07/2012

Due Date: 12/14/2012

For professional service rendered as follows:  
Monthly bookkeeping in November, 2012.

	850.00
Billed Time & Expenses	<u>\$850.00</u>
Invoice Total	<u><u>\$850.00</u></u>

**Please include your Client ID with your payment. Thank you.**

*It has been said that the highest compliment you can pay any business is through client referrals. As our client, the trust you place in us is emphasized when you call us with a client referral. We welcome your referrals and treat them with extra care knowing they come directly from you. Be assured that all accounts are maintained in strict confidence. We look forward to serving your referrals.*

*...providing support & solutions to problems*

2300 WEST PIKE, SUITE 201 • P.O. BOX 8368 • WESLACO, TX 78599-8368 • 956-968-2108 • FAX 956-968-9231  
[www.sasllpcpa.com](http://www.sasllpcpa.com)

WELLS  
FARGO

ATTN FLOR KOLL  
HIDALGO COUNTY OF  
PO BOX 1766  
PHARR, TX 78577-1633

## Customer Service

**Hours of Operation**  
M - F, 7am - 6pm Central Time

**Telephone**  
866-497-6661

**Payments**  
P. O. Box 6434  
Carol Stream, IL 60197-6434

**Fax**  
888-241-4382

**Correspondence**  
Leasing Customer Service  
MAC F4031-050  
800 Walnut Street  
Des Moines, IA 50309-3605

**Federal Tax ID#**  
42-1074725

# INVOICE

Page 1 of 1

## Summary

**Account Number** 001-0115570-001  
**Invoice Number** 6745279951  
**Due Date** 12/25/12  
**Invoice Date** 11/28/12  
**Current Period** 11/25/12 - 12/25/12  
Covered

**LAST PAYMENT \$660.04 POSTED ON**  
10/26/12.

**Current Charges** 330.02  
**Previous Balance 30 Days** 330.02  
**TOTAL DUE** 660.04

Please have your Federal Tax ID available when contacting us.

DESCRIPTION	SUBTOTAL	TOTAL
XEROX COPIER	MODEL WC7545P S/N XKP540379	
PREVIOUS BALANCE LEASE PAYMENT		
	PREVIOUS BALANCE SUBTOTAL	330.02
		330.02
CURRENT CHARGES LEASE PAYMENT		
	CURRENT CHARGES SUBTOTAL	330.02
		330.02
	<b>TOTAL</b>	<b>660.04</b>

WFF001 NCE6BM WFF00101.RTP 00001622 / 00001708

Detach and return the bottom remittance portion with your payment in the enclosed envelope. Include account number on check.

WELLS  
FARGO

WELLS FARGO FINANCIAL LEASING  
P. O. BOX 6434  
CAROL STREAM, IL 60197-6434

**Account Number** 001-0115570-001  
**Invoice Date** 11/28/12  
**Invoice Number** 6745279951  
**PAYMENT DUE BY** 12/25/12  
**Current Charges** 330.02  
**Previous Balance** 330.02  
**TOTAL DUE** 660.04

☐ Check here and see reverse side for billing address  
and/or asset address change.

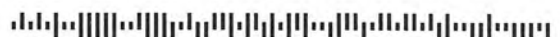
**Amount  
Enclosed** \$

Please make check payable to **WELLS FARGO FINANCIAL LEASING**



1MB 00001622 6 16221

ATTN FLOR KOLL  
HIDALGO COUNTY OF  
PO BOX 1766  
PHARR, TX 78577-1633



WELLS FARGO FINANCIAL LEASING  
P. O. BOX 6434  
CAROL STREAM, IL 60197-6434

230014061122

000016306 00 476745001011557000140000660040000330024

6745 047 100 NNO N2

HIDALGO COUNTY REGIONAL MOBILITY AUTHORITY  
PAYMENT SUMMARY

Dannenbaum Engineering - Program Management  
\$5,000,000 Maximum payable fee

Maximum fee minus approved WA \$2,490,563.59

	Approved WA Amount	12/12/2011	1/13/2012	2/14/2012	3/9/2012	4/9/2012	5/8/2012	6/7/2012	7/7/2012	8/6/2012	9/7/2012	10/8/2012	Pg 1 WA Billed to Date
WA#1	\$909,960.63	\$255,645.93	\$226,404.86	\$155,211.93	\$145,740.60	\$81,955.77	\$45,001.54						\$909,960.63
WA#2	\$0.00												
WA#3	\$57,750.00						\$5,775.00						\$5,775.00
WA#4	\$694,355.85						\$51,286.99	\$147,460.94	\$190,229.04	\$163,719.99	\$141,658.89		\$694,355.85
WA#5	\$847,369.93											\$168,865.92	\$168,865.92
	<u>\$2,509,436.41</u>												<u>\$1,778,957.40</u>

Note: WA #2 for the La Joya Relief Route was not necessary and cancelled.  
May 8, 2012 billing for WA#1 reduced by \$5,459.01 to meet approved amount.  
August 6, 2012 billing for WA#4 credited \$70.00 due to overpayment on July 7, 2012 invoice.  
Balance for WA#4 was deducted from approved amount of \$891,814.61 by Supplemental 1 in the amount of \$197,458.76 and closed out  
WA#5 Supplemental 1 added \$45,000 for public outreach for a revised WA#5 amount of \$847,369.93

  
Approved for Payment  
Date 12/10/2012

Loop Account # 280003609

Prepared by:  
P. Rodriguez, PE  
Tx PE #85,567  
12/10/2012

HIDALGO COUNTY REGIONAL MOBILITY AUTHORITY  
PAYMENT SUMMARY

Dannenbaum Engineering – Program Management			
\$5,000,000 Maximum payable fee			
Maximum fee minus approved WA			\$2,490,563.59
	Approved WA	11/7/2012	12/3/2012
	Amount		
WA#1	\$909,960.63		
WA#2	\$0.00		
WA#3	\$57,750.00	\$13,282.50	\$38,692.50
WA#4	\$694,355.85		
WA#5	\$847,369.93	\$192,547.60	\$204,374.94
	<u>\$2,509,436.41</u>		<u>\$243,067.44</u>
	Amount Approved for Payment		

	WA	WA
	Total Billed	Balance
	\$909,960.63	\$0.00
	\$57,750.00	\$0.00
	\$694,355.85	\$0.00
	\$565,788.46	\$281,581.47
	<u>\$2,227,854.94</u>	<u>\$281,581.47</u>

Prepared by:  
P. Rodriguez, PE  
Tx PE #85,567  
12/10/2012

**DANNENBAUM ENGINEERING CORPORATION**

1109 NOLANA LOOP, SUITE 208 MCALLEN, TEXAS 78504 (956) 682-3677

ENGINEERING  
EXCELLENCE  
SINCE  
1945

December 03, 2012

Dennis Burleson, Chairman  
HCRMA  
118 S. Cage Blvd, 4<sup>th</sup> Floor  
Pharr, Texas 78577

**Re: Hidalgo County Regional Mobility Authority (HCRMA) –  
Invoice for Work Authorization No. 1 (4652-01/13/XV)**

Dear Mr. Burleson,

Enclosed please find Invoice 465201/13/XV for W.A. No. 5 (\$204,374.94) and W.A. No. 3 (\$38,692.50) for Program Management Consultant Services performed for the Hidalgo County Regional Mobility Authority (HCRMA). The Progress Report will follow within the next few days.

The billing cycle is from November 1, 2012 through November 30, 2012.

**Total due this invoice is \$243,067.44**

If you have any questions, please feel free to contact me at (956) 682-3677 or (832) 771-4904.


Sincerely,

  
Louis H. Jones, Jr., P.E.  
Program Manager

Enclosure(s)

cc: Richard D. Seitz, P.E.  
Eric Davila, EIT

12/10/2012  
Approved for Payment



\* SEE ATTACHED \*

# DANNENBAUM ENGINEERING CORPORATION

1109 NOLANA LOOP, SUITE 208 MCALLEN, TEXAS 78504 (956) 682-3677 (956) 686-1822

December 3, 2012

Dennis Burleson, Chairman  
Hidalgo County Regional Mobility Authority  
510 South Pleasantview Drive  
Weslaco, Texas 78596

Project Name: HCRMA Program Management Consultant Contract  
Work Authorization No. 1 through No. 5

Invoice Number: 465201/13/XV  
Invoice Period: 11/01/2012 - 11/30/2012

## INVOICE SUMMARY

WORK ORDER NO.	DESCRIPTION OF WORK TASK	TOTAL COST	PERCENT COMPLETE TO DATE	AMOUNT EARNED TO DATE	PREVIOUSLY BILLED	CURRENT BILLING
1	Research Planning/Immediate Operations Phase	\$909,960.63	100.00%	\$909,960.63	\$909,960.63	\$0.00
2	Advanced Planning for La Joya Relief Route (NOT APPROVED)	\$0.00	0.00%	\$0.00	\$0.00	\$0.00
3	Title Reports for TCC	\$57,750.00	100.00%	\$57,750.00	\$19,057.50	\$38,692.50
4	Engineering Management/Partial Operations Implementation/Public Outreach	\$694,355.85	100.00%	\$694,355.85	\$694,355.85	\$0.00
5	Engineering Management/Partial Operations Implementation/Public Outreach	\$847,369.93	66.77%	\$565,788.46	\$361,413.52	\$204,374.94
	TOTALS	\$2,509,436.41	88.78%	\$2,227,854.94	\$1,984,787.50	\$243,067.44

TOTAL DUE THIS INVOICE:

\$243,067.44

Pay Only

1 - 12/10/2012

Loop Account #

28 0003609

**MONTHLY PROGRESS PAYMENT INVOICE - DANNENBAUM ENGINEERING CORPORATION  
FOR CONSULTING ENGINEER'S SERVICES**

December 3, 2012

Dennis Burleson, Chairman  
Hidalgo County Regional Mobility Authority  
510 South Pleasantview Drive  
Weslaco, Texas 78596

Work Order No. 1:  
Research Planning/Immediate Operations Phase

Invoice Number: 465201/13/XV  
Invoice Period: 11/01/2012 - 11/30/2012

TASK CODE	DESCRIPTION OF WORK TASK	TOTAL COST	PERCENT COMPLETE TO DATE	AMOUNT EARNED TO DATE	PREVIOUSLY BILLED	CURRENT BILLING
1	Research/Analyze/Gather all documents and develop Prog. Mgt. Plan (4 Months)	\$605,919.26	100.00%	\$605,919.26	\$605,919.26	\$0.00
2	Review/Monitor/Report/Implement All TxDOT Pass Thru / Toll Agreements (4 mo)	\$11,546.14	100.00%	\$11,546.14	\$11,546.14	\$0.00
3	Rev./Analyze TRZ for the entire HCRMA Rdwy. Sys. Includ. La Joya Relief Rte.	\$18,983.62	100.00%	\$18,983.62	\$18,983.62	\$0.00
4	Gen. Eng. Consult. (GEC) Mgt. including contract negotiations (4 months)	\$173,210.21	100.00%	\$173,210.21	\$173,210.21	\$0.00
5	Procurement / Negotiations of Prof. Svcs.	\$27,248.50	100.00%	\$27,248.50	\$27,248.50	\$0.00
ODC	Direct Expenses	\$73,052.90	100.00%	\$73,052.90	\$73,052.90	\$0.00
	<b>TOTALS</b>	<b>\$909,960.63</b>	<b>100.00%</b>	<b>\$909,960.63</b>	<b>\$909,960.63</b>	<b>\$0.00</b>

**TOTAL DUE WORK ORDER NO. 1:**

**\$0.00**

# MONTHLY PROGRESS PAYMENT INVOICE - DANNENBAUM ENGINEERING CORPORATION

## FOR CONSULTING ENGINEER'S SERVICES

Work Order No. 1:  
Research Planning/Immediate Operations Phase

Invoice Number: 465201/13/XV  
Invoice Period: 11/01/2012 - 11/30/2012

DESCRIPTION OF WORK TASK	COST PER TASK	PERCENT COMPLETE TO DATE	AMOUNT EARNED TO DATE	PREVIOUSLY BILLED	CURRENT BILLING
<b>TASK 1 Research/Analyze/Gather all documents and develop Prog. Mgt. Plan (4 Months)</b>					
<b>A. Research/Analyze/Gather all existing documents</b>					
1. Organize/Analyze all documents received	\$ 35,455.62	100.00%	\$35,455.62	\$35,455.62	\$0.00
2. Review/Comment all consultant contracts	\$ 3,709.14	100.00%	\$3,709.14	\$3,709.14	\$0.00
3. Review/Analyze all schematics including North of US 83	\$ 75,561.96	100.00%	\$75,561.96	\$75,561.96	\$0.00
5. Review/Analyze/Comment on all financial studies	\$ 8,122.08	100.00%	\$8,122.08	\$8,122.08	\$0.00
6. Review/Analyze/Comment on all TxDOT comments on all existing documents	\$ 6,868.84	100.00%	\$6,868.84	\$6,868.84	\$0.00
<b>B. Review Exist. Quantities/Estimates and Prep. Curative Review of Proj. Dev. Cost Est. on all projects</b>					
1. SH 365 / TCC (All Sections)	\$ 18,708.04	100.00%	\$18,708.04	\$18,708.04	\$0.00
2. IBTC All Sections	\$ 10,997.72	100.00%	\$10,997.72	\$10,997.72	\$0.00
3. US 281 Military Highway Overpass	\$ 10,875.76	100.00%	\$10,875.76	\$10,875.76	\$0.00
4. US 83 Connector to FM 495	\$ 6,917.40	100.00%	\$6,917.40	\$6,917.40	\$0.00
5. La Joya Relief Route Segment No. 1	\$ 11,046.28	100.00%	\$11,046.28	\$11,046.28	\$0.00
6. All Segments - North of US 83	\$ 19,838.44	100.00%	\$19,838.44	\$19,838.44	\$0.00
<b>C. Develop Program Management Plan which includes the following components:</b>					
2. Quality Control Plan	\$ 7,727.18	100.00%	\$7,727.18	\$7,727.18	\$0.00
3. Cost Control Plan	\$ 40,535.94	100.00%	\$40,535.94	\$40,535.94	\$0.00
4. Schedule Management / Tracking Plan	\$ 13,402.16	100.00%	\$13,402.16	\$13,402.16	\$0.00
5. Document Control Plan	\$ 11,459.16	100.00%	\$11,459.16	\$11,459.16	\$0.00
6. Financial Implementation Plan	\$ 74,782.58	100.00%	\$74,782.58	\$74,782.58	\$0.00
7. Right-of-way Acquisition Management Plan (Refer to Aranda & Associates)	\$ 11,098.50	100.00%	\$11,098.50	\$11,098.50	\$0.00
8. Utility Relocation Plan	\$ 8,301.76	100.00%	\$8,301.76	\$8,301.76	\$0.00
10. Environmental Document/Clearance/Permit Plan	\$ 6,502.26	100.00%	\$6,502.26	\$6,502.26	\$0.00
- SH365/TCC-Environmental-Atkins (formerly PBSJ)	\$ 20,194.80	100.00%	\$20,194.80	\$20,194.80	\$0.00
- IBTC-Environmental-Atkins (formerly PBSJ)	\$ 8,855.48	100.00%	\$8,855.48	\$8,855.48	\$0.00
- La Joya Bypass Phase I-B/TxDOT/Atkins	\$ 14,282.10	100.00%	\$14,282.10	\$14,282.10	\$0.00
12. Project Development / Capital Improvement Plan / Strategic Plan (CIP)	\$ 146,529.12	100.00%	\$146,529.12	\$146,529.12	\$0.00
13. General Engineering Consultant Plan Management (GEC Plan)	\$ 3,687.16	100.00%	\$3,687.16	\$3,687.16	\$0.00
14. Develop Budget for PMC Program for next 7 years	\$ 30,459.78	100.00%	\$30,459.78	\$30,459.78	\$0.00
<b>TASK 2 Review/Monitor/Report/Implement All TxDOT Pass Thru / Toll Agreements (4 mo)</b>					
<b>A. Review/Monitor/Report/Implement All TxDOT Pass Thru / Toll Agreements which includes:</b>					
1. SH 365 / Trade Corr. Conn. (TCC)(14.9 Mi.), includ. 1.97 mi. Anzalduas GSA Fac. Connect.	\$ 1,379.80	100.00%	\$1,379.80	\$1,379.80	\$0.00
- Review Agreement	\$ 750.62	100.00%	\$750.62	\$750.62	\$0.00
- Monitor Agreement (4 months)					
2. US 281 / Military Hwy Overpass	\$ 1,379.80	100.00%	\$1,379.80	\$1,379.80	\$0.00
- Review Agreement	\$ 750.62	100.00%	\$750.62	\$750.62	\$0.00
- Monitor Agreement					
3. La Joya Relief Route (Phase I)(8.3 Miles)	\$ 1,379.80	100.00%	\$1,379.80	\$1,379.80	\$0.00
- Review Agreement	\$ 5,154.88	100.00%	\$5,154.88	\$5,154.88	\$0.00
- Negotiate Agreement (1 meeting / 8 hrs / mtg) - Austin	\$ 750.62	100.00%	\$750.62	\$750.62	\$0.00
- Monitor Agreement					
4. US 281 - Falfurrias Toll Road	\$ -	0.00%	\$0.00	\$0.00	\$0.00
- Review Agreement	\$ -	0.00%	\$0.00	\$0.00	\$0.00
- Negotiate Agreement (2 meeting / 8 hrs / mtg) - Austin	\$ -	0.00%	\$0.00	\$0.00	\$0.00
- Monitor Agreement					

# MONTHLY PROGRESS PAYMENT INVOICE - DANNENBAUM ENGINEERING CORPORATION FOR CONSULTING ENGINEER'S SERVICES

Work Order No. 1:

Research Planning/Immediate Operations Phase

Invoice Number: 465201/13/XV  
Invoice Period: 11/01/2012 - 11/30/2012

DESCRIPTION OF WORK TASK	COST PER TASK	PERCENT COMPLETE TO DATE	AMOUNT EARNED TO DATE	PREVIOUSLY BILLED	CURRENT BILLING
<b>TASK 3 Rev./Analyze TRZ for the entire HCRMA Rdwy. Sys. Includ. La Joya Relief Rte.</b>					
A. Rev./Analyze Trans.Reinvest. Zone (TRZ) for the entire Loop Proj. Includ. the La Joya Relief Rte.					
1. Meet w/ Authority / County (2 mtgs @ 4 hrs / mtg)	\$ 5,044.16	100.00%	\$5,044.16	\$5,044.16	\$0.00
2. Prepare Exhibit / Hold One Public Mtg (1 mtg @ 4 hrs / mtg)	\$ 6,344.34	100.00%	\$6,344.34	\$6,344.34	\$0.00
3. Modify Metes & Bounds for TRZ Boundary (paper only)	\$ 7,595.12	100.00%	\$7,595.12	\$7,595.12	\$0.00
<b>TASK 4 Gen. Eng. Consult. (GEC) Mgt. including contract negotiations (4 months)</b>					
A. General Project Management / Governmental Liaison (4 Months)					
1. Prepare/Review PMC Team consultant contract	\$ 9,362.32	100.00%	\$9,362.32	\$9,362.32	\$0.00
2. Prepare monthly PMC Invoice	\$ 4,399.04	100.00%	\$4,399.04	\$4,399.04	\$0.00
3. Prepare monthly PMC progress reports	\$ 5,939.02	100.00%	\$5,939.02	\$5,939.02	\$0.00
4. Attend monthly HCRMA board meetings (4 hrs / mtg / mo)	\$ 7,559.36	100.00%	\$7,559.36	\$7,559.36	\$0.00
5. Attend monthly HCRMA planning meetings (2 hrs / mtg / mo)	\$ 4,265.44	100.00%	\$4,265.44	\$4,265.44	\$0.00
6. Attend monthly HCRMA exed comm meetings (2 hrs / mtg / mo)	\$ 3,779.68	100.00%	\$3,779.68	\$3,779.68	\$0.00
7. Attend monthly MPO meetings (2 hrs / mtg / mo)	\$ 3,779.68	100.00%	\$3,779.68	\$3,779.68	\$0.00
8. Attend monthly TxDot meetings (Austin) (8 hrs / mtg / mo)	\$ 11,329.84	100.00%	\$11,329.84	\$11,329.84	\$0.00
9. Attend various meetings (local/state) (4 per month) (2 hrs / mtg / mo)	\$ 7,195.04	100.00%	\$7,195.04	\$7,195.04	\$0.00
10. Attend meeting in Washington DC (one meeting per 4 months) (3 days / mtg)	\$ -	0.00%	\$0.00	\$0.00	\$0.00
11. Governmental Liaison	\$ 5,060.84	100.00%	\$5,060.84	\$5,060.84	\$0.00
12. Assisit/plan/meet/negotiate with all cities in Hidalgo Co. on ordinance to increase truck usage of Toll Facilities	\$ 17,344.00	100.00%	\$17,344.00	\$17,344.00	\$0.00
<b>B. General Engineering Consultant (GEC) Management of the following (4 Months)</b>					
1. SH365/TCC - Environmental - Atkins (formerly PBSJ)					
- Review / Analyze / Comment on Consultant Contracts	\$ 1,084.58	100.00%	\$1,084.58	\$1,084.58	\$0.00
- Review / Analyze / Comment on all existing schematics; plans; reports; design parameters, etc.	\$ 1,713.76	100.00%	\$1,713.76	\$1,713.76	\$0.00
- Oversee / Manage contract from 10/01/11 to 02/01/12	\$ 2,709.56	100.00%	\$2,709.56	\$2,709.56	\$0.00
2. IBTC - Environmental - Atkins (formerly PBSJ)					
- Review / Analyze / Comment on Consultant Contracts	\$ -	0.00%	\$0.00	\$0.00	\$0.00
- Review / Analyze / Comment on all existing schematics; plans; reports; design parameters, etc.	\$ -	0.00%	\$0.00	\$0.00	\$0.00
- Oversee / Manage contract from 10/01/11 to 02/01/12	\$ -	0.00%	\$0.00	\$0.00	\$0.00
3. SH365/TCC (FM 1016 to E 23rd) - Survey/R.O.W - DOS Logistics, Inc.					
- Review / Analyze / Comment on Consultant Contracts	\$ 2,311.78	100.00%	\$2,311.78	\$2,311.78	\$0.00
- Review / Analyze / Comment on all existing schematics; plans; reports; design parameters, etc.	\$ 7,817.78	100.00%	\$7,817.78	\$7,817.78	\$0.00
- Oversee / Manage contract from 10/01/11 to 02/01/12	\$ 5,761.03	100.00%	\$5,761.03	\$5,761.03	\$0.00
4. SH365/TCC (E 23rd to IBTC) - Survey/R.O.W - Quintanilla Headley					
- Review / Analyze / Comment on Consultant Contracts	\$ 3,364.88	100.00%	\$3,364.88	\$3,364.88	\$0.00
- Review / Analyze / Comment on all existing schematics; plans; reports; design parameters, etc.	\$ 4,551.21	100.00%	\$4,551.21	\$4,551.21	\$0.00
- Oversee / Manage contract from 10/01/11 to 02/01/12	\$ 5,035.57	100.00%	\$5,035.57	\$5,035.57	\$0.00
5. SH 365 / TCC (Toll / Pass Thru) - Seg. 1- FM1016 to Anzalduas - Eng. / Geotech - L&G Eng.					
- Review / Analyze / Comment on Consultant Contracts	\$ 1,893.58	100.00%	\$1,893.58	\$1,893.58	\$0.00
- Review / Analyze / Comment on all existing schematics; plans; reports; design parameters, etc.	\$ 7,559.36	100.00%	\$7,559.36	\$7,559.36	\$0.00
- Oversee / Manage contract from 10/01/11 to 02/01/12	\$ 3,473.54	100.00%	\$3,473.54	\$3,473.54	\$0.00
- Review / Analyze / Prepare independent construction cost estimates	\$ 1,563.16	100.00%	\$1,563.16	\$1,563.16	\$0.00

# MONTHLY PROGRESS PAYMENT INVOICE - DANNENBAUM ENGINEERING CORPORATION FOR CONSULTING ENGINEER'S SERVICES

Work Order No. 1:

Research Planning/Immediate Operations Phase

Invoice Number: 465201/13/XV  
Invoice Period: 11/01/2012 - 11/30/2012

DESCRIPTION OF WORK TASK	COST PER TASK	PERCENT COMPLETE TO DATE	AMOUNT EARNED TO DATE	PREVIOUSLY BILLED	CURRENT BILLING
<b>TASK 4 Gen. Eng. Consult. (GEC) Mgt. including contract negotiations (4 months) Continued</b>					
B. General Engineering Consultant (GEC) Management of the following (4 Months)(Cont.)					
6. SH365/TCC - Engineering/Geotech - L&G Engineering 1A	\$ 3,381.24	100.00%	\$3,381.24	\$3,381.24	\$0.00
- Review / Analyze / Comment on Consultant Contracts	\$ 3,916.50	100.00%	\$3,916.50	\$3,916.50	\$0.00
- Review / Analyze / Comment on all existing schematics; plans; reports; design parameters, etc.	\$ 2,359.24	100.00%	\$2,359.24	\$2,359.24	\$0.00
- Oversee / Manage contract from 10/01/11 to 02/01/12					
7. SH 365 / TCC (Toll / Pass Thru) - Seg. 1B - Ariz. GSA Conn. to E. of 23rd - Eng. / Geo. - L&G Eng.	\$ 2,298.96	100.00%	\$2,298.96	\$2,298.96	\$0.00
- Review / Analyze / Comment on Consultant Contracts	\$ 7,775.94	100.00%	\$7,775.94	\$7,775.94	\$0.00
- Review / Analyze / Comment on all existing schematics; plans; reports; design parameters, etc.	\$ 2,988.42	100.00%	\$2,988.42	\$2,988.42	\$0.00
- Oversee / Manage contract from 10/01/11 to 02/01/12					
8. SH 365 / TCC (Toll / Pass Thru) - Seg. 2 - E. of 23rd to IBTC - Eng. / Geo. - S&B Infra.	\$ 3,186.94	100.00%	\$3,186.94	\$3,186.94	\$0.00
- Review / Analyze / Comment on Consultant Contracts	\$ 6,107.56	100.00%	\$6,107.56	\$6,107.56	\$0.00
- Review / Analyze / Comment on all existing schematics; plans; reports; design parameters, etc.	\$ 4,775.06	100.00%	\$4,775.06	\$4,775.06	\$0.00
- Oversee / Manage contract from 10/01/11 to 02/01/12					
9. US 281/Military Overpass - Engineering/Geotech/Survey - TEDSI Infrastructure	\$ 3,186.94	100.00%	\$3,186.94	\$3,186.94	\$0.00
- Review / Analyze / Comment on Consultant Contracts	\$ 2,153.24	100.00%	\$2,153.24	\$2,153.24	\$0.00
- Review / Analyze / Comment on all existing schematics; plans; reports; design parameters, etc.	\$ 2,226.12	100.00%	\$2,226.12	\$2,226.12	\$0.00
- Oversee / Manage contract from 10/01/11 to 02/01/12					
10. US 83 Connector to FM 495 - Eng./Geotech/Survey - S&B Infrastructure	\$ -	0.00%	\$0.00	\$0.00	\$0.00
- Review / Analyze / Comment on Consultant Contracts	\$ -	0.00%	\$0.00	\$0.00	\$0.00
- Review / Analyze / Comment on all existing schematics; plans; reports; design parameters, etc.	\$ -	0.00%	\$0.00	\$0.00	\$0.00
- Oversee / Manage contract from 10/01/11 to 02/01/12					
<b>TASK 5 Procurement / Negotiations of Prof. Svcs.</b>					
A. Procurement/Negotiations of Prof. Svcs. of the following: (4 months)					
1. SH 365 / TCC - Seg. 1 - ROW Acquisition/Title Company	\$ -	0.00%	\$0.00	\$0.00	\$0.00
2. SH 365 / TCC - Seg. 1A - ROW Acquisition/Title Company	\$ -	0.00%	\$0.00	\$0.00	\$0.00
3. SH 365 / TCC - Seg. 1B - ROW Acquisition/Title Company	\$ -	0.00%	\$0.00	\$0.00	\$0.00
4. SH 365 / TCC - Seg. 2 - ROW Acquisition/Title Company	\$ -	0.00%	\$0.00	\$0.00	\$0.00
5. IBTC Seg. 1-5 - Engineering (One Procurement up to Five(5) Firms)	\$ 10,628.66	100.00%	\$10,628.66	\$10,628.66	\$0.00
6. IBTC Seg. 1-5 - Survey (One Procurement up to Five(5) Firms)	\$ 10,628.66	100.00%	\$10,628.66	\$10,628.66	\$0.00
7. IBTC Seg. 1-5 - ROW Acquisition/Title Company	\$ -	0.00%	\$0.00	\$0.00	\$0.00
8. IBTC Geotech Total Project	\$ -	0.00%	\$0.00	\$0.00	\$0.00
9. US 83 Connector to SH 495 - ROW Acquisition/Title Company	\$ -	0.00%	\$0.00	\$0.00	\$0.00
10. US 281 (Military) Overpass at San Juan - ROW Acquisition/Title Company	\$ -	0.00%	\$0.00	\$0.00	\$0.00
11. La Joya Relief Route Corridor Seg. 1 - Environmental/Schematic (Update / Finalize)/Engineering	\$ 5,991.18	100.00%	\$5,991.18	\$5,991.18	\$0.00
12. La Joya Relief Route Corridor Seg. 1 - Geotech	\$ -	0.00%	\$0.00	\$0.00	\$0.00
13. La Joya Relief Route Corridor Seg. 1 - Survey	\$ -	0.00%	\$0.00	\$0.00	\$0.00
14. La Joya Relief Route Corridor Seg. 1 - ROW Acquisition/Title Co.	\$ -	0.00%	\$0.00	\$0.00	\$0.00
15. Toll Consultant / Traffic Management - system wide	\$ -	0.00%	\$0.00	\$0.00	\$0.00

**MONTHLY PROGRESS PAYMENT INVOICE - DANNENBAUM ENGINEERING CORPORATION**  
**FOR CONSULTING ENGINEER'S SERVICES**

Work Order No. 1:  
 Research Planning/Immediate Operations Phase

Invoice Number: 465201/13/XV  
 Invoice Period: 11/01/2012 - 11/30/2012

DESCRIPTION OF WORK TASK	COST PER TASK	PERCENT COMPLETE TO DATE	AMOUNT EARNED TO DATE	PREVIOUSLY BILLED	CURRENT BILLING
<b>DIRECT EXPENSES</b>					
Lodging / Hotel (\$100.00 / DAY)	\$ 1,235.00	100.00%	\$1,235.00	\$1,235.00	\$0.00
Meals (\$30.00 / DAY)	\$ 834.00	100.00%	\$834.00	\$834.00	\$0.00
Rental Car	\$ 1,770.00	100.00%	\$1,770.00	\$1,770.00	\$0.00
Air Travel	\$ 2,750.00	100.00%	\$2,750.00	\$2,750.00	\$0.00
Parking	\$ 154.00	100.00%	\$154.00	\$154.00	\$0.00
Overnight Mail - letter size	\$ 3,450.00	100.00%	\$3,450.00	\$3,450.00	\$0.00
Photocopies B/W (8.5 X 11)	\$ 709.90	100.00%	\$709.90	\$709.90	\$0.00
Photocopies B/W (11 X 17)	\$ 620.00	100.00%	\$620.00	\$620.00	\$0.00
Photocopies Color (8.5 X 11)	\$ 710.00	100.00%	\$710.00	\$710.00	\$0.00
Photocopies Color (11 X 17)	\$ 750.00	100.00%	\$750.00	\$750.00	\$0.00
Color Graphics on Foam Board	\$ 70.00	100.00%	\$70.00	\$70.00	\$0.00
Public Outreach Liaison	\$ 60,000.00	100.00%	\$60,000.00	\$60,000.00	\$0.00
CPA/Accounting Support Services	\$ -	0.00%	\$0.00	\$0.00	\$0.00
IT Support Services	\$ -	0.00%	\$0.00	\$0.00	\$0.00
Appraiser	\$ -	0.00%	\$0.00	\$0.00	\$0.00
<b>Totals</b>	<b>\$ 909,960.63</b>		<b>\$ 909,960.63</b>	<b>\$ 909,960.63</b>	<b>\$ -</b>

Amount Due This Invoice

\$

**MONTHLY PROGRESS PAYMENT INVOICE - DANNENBAUM ENGINEERING CORPORATION  
FOR CONSULTING ENGINEER'S SERVICES**

December 3, 2012

Dennis Burleson, Chairman  
Hidalgo County Regional Mobility Authority  
510 South Pleasantview Drive  
Weslaco, Texas 78596

Work Order No. 3:  
Title Report for TCC

Invoice Number:  
Invoice Period:

465201/13/XV  
11/01/2012 - 11/30/2012

TASK CODE	DESCRIPTION OF WORK TASK	TOTAL COST	PERCENT COMPLETE TO DATE	AMOUNT EARNED TO DATE	PREVIOUSLY BILLED	CURRENT BILLING
1	Provide Title Reports	\$57,750.00	100.00%	\$57,750.00	\$19,057.50	\$38,692.50
	<b>TOTALS</b>	<b>\$57,750.00</b>	<b>100.00%</b>	<b>\$57,750.00</b>	<b>\$19,057.50</b>	<b>\$38,692.50</b>

**TOTAL DUE WORK ORDER NO. 3:**

**\$38,692.50**

**MONTHLY PROGRESS PAYMENT INVOICE - DANNENBAUM ENGINEERING CORPORATION  
FOR CONSULTING ENGINEER'S SERVICES**

December 3, 2012

Dennis Burleson, Chairman  
Hidalgo County Regional Mobility Authority  
510 South Pleasantview Drive  
Weslaco, Texas 78596

Work Order No. 4:  
Engineering Management/Partial Operations Implementation/Public Outreach

Invoice Number: 465201/13/XV  
Invoice Period: 11/01/2012 - 11/30/2012

TASK CODE	DESCRIPTION OF WORK TASK	TOTAL COST	PERCENT COMPLETE TO DATE	AMOUNT EARNED TO DATE	PREVIOUSLY BILLED	CURRENT BILLING
A	Coordinate / Update / Assist Executive Director	\$8,958.03	100.00%	\$8,958.03	\$8,958.03	\$0.00
B	Attend / Prepare Data / Report on Various Meetings (4.0 Months)	\$58,185.85	100.00%	\$58,185.85	\$58,185.85	\$0.00
C	Coordinate With HCMPO to Modify Short/ Long Term TIP to Account for Approved Strategy	\$2,711.90	100.00%	\$2,711.90	\$2,711.90	\$0.00
D	Negotiate / Coordinate with TxDOT on Pass Thru Agreement Modifications for SH 365 TCC / La Joya Relief Route / US 281	\$18,512.54	100.00%	\$18,512.54	\$18,512.54	\$0.00
E	Implement Interim Cost Accounting System Utilizing Dannenbaum Cost Accounting System	\$22,926.32	100.00%	\$22,926.32	\$22,926.32	\$0.00
F	Organize / Develop HCRMA Files By Project (Electronic and Hardcopy) - RMA Will Provide Flor Koll and Temporary Secretaries	\$19,183.08	100.00%	\$19,183.08	\$19,183.08	\$0.00
G	Coordinate with Hidalgo County Appraisal District on TRZ Inputs and Agreements	\$15,564.04	100.00%	\$15,564.04	\$15,564.04	\$0.00
H	Implement Public Outreach Program Managing with Assistance from Consultant (Pathfinder) and others	\$20,830.08	100.00%	\$20,830.08	\$20,830.08	\$0.00
I	Public Outreach Meetings Including Negotiations of Truck Restrictions with the following Cities (Including Travel and Preparation for Meeting) (4.0 Months):	\$19,983.36	100.00%	\$19,983.36	\$19,983.36	\$0.00
J	Oversee C&M Associates, Inc., in Developing the Update of the T&R Studies / Financing Alternatives (FSW) (4.0 Months)	\$74,767.90	100.00%	\$74,767.90	\$74,767.90	\$0.00
K	IBTC (3.0 Months)	\$25,337.35	100.00%	\$25,337.35	\$25,337.35	\$0.00
L	SH 365 / TCC (Modified) (Inc. TCC at GSA Anzalduas Bridge)(4.0 Months)	\$216,358.43	100.00%	\$216,358.43	\$216,358.43	\$0.00
M	US 281 / Military (3.0 Months)	\$24,156.47	100.00%	\$24,156.47	\$24,156.47	\$0.00
ODC	Direct Expenses	\$166,880.50	100.00%	\$166,880.50	\$166,880.50	\$0.00
	<b>TOTALS</b>	<b>\$694,355.85</b>	<b>100.00%</b>	<b>\$694,355.85</b>	<b>\$694,355.85</b>	<b>\$0.00</b>

TOTAL DUE WORK ORDER NO. 4:

**\$0.00**

# MONTHLY PROGRESS PAYMENT INVOICE - DANNENBAUM ENGINEERING CORPORATION FOR CONSULTING ENGINEER'S SERVICES

Work Order No. 4:  
Engineering Management/Partial Operations Implementation/Public Outreach

Invoice Number: 465201/13/XV  
Invoice Period: 11/01/2012 - 11/30/2012

DESCRIPTION OF WORK TASK	COST PER TASK	PERCENT COMPLETE TO DATE	AMOUNT EARNED TO DATE	PREVIOUSLY BILLED	CURRENT BILLING
<b>A. Coordinate / Update / Assist Executive Director</b>					
1.) Educate Executive Director on Historical Activities / Budgets / Cost Accounting / Program Management Plan and QA/QC Plan (Including Bi-Monthly Mtgs (2 hrs/Wk x 9 Wks)	\$ 8,958.03	100.00%	\$8,958.03	\$8,958.03	\$0.00
<b>B. Attend / Prepare Data / Report on Various Meetings (4.0 Months)</b>					
1. HCRMA Board Meetings Including Presentation (Monthly) (5 Mts @ 4 hrs/Mtg) (Inc. Prep Time)	\$ 16,401.80	100.00%	\$16,401.80	\$16,401.80	\$0.00
2. HCRMA Planning Committee Meetings (5 Mts @ 2 hrs/Mtg) (Inc. Prep Time)	\$ 4,694.28	100.00%	\$4,694.28	\$4,694.28	\$0.00
3. HCRMA Finance Committee Meetings (5 Mts @ 2 hrs/Mtg) (Inc. Prep Time)	\$ 4,694.28	100.00%	\$4,694.28	\$4,694.28	\$0.00
4. HCRMA MPO Policy Committee Meeting (5 Mts @ 2 hrs/Mtg) (Inc. Prep Time)	\$ 4,694.28	100.00%	\$4,694.28	\$4,694.28	\$0.00
5. HCRMA MPO Tech Committee Meeting (5 Mts @ 2 hrs/Mtg) (Inc. Prep Time)	\$ 4,694.28	100.00%	\$4,694.28	\$4,694.28	\$0.00
6. Various Individual HCRMA Mtgs w/ Board (3 Mts @ 2 hrs/Mtg) (Inc. Prep Time)	\$ 2,130.42	100.00%	\$2,130.42	\$2,130.42	\$0.00
7. Hidalgo County Meetings w/Staff (2 Mts. @2 hr. / Mtg.) (Inc. Prep Time)	\$ 2,023.44	100.00%	\$2,023.44	\$2,023.44	\$0.00
8. Hidalgo County Commissioner Precinct No. 1 (2 Mtgs. @ 2 hrs. / Mtg.)	\$ 1,379.80	100.00%	\$1,379.80	\$1,379.80	\$0.00
9. Hidalgo County Commissioner Precinct No. 2 (2 Mtgs. @ 2 hrs. / Mtg.)	\$ 1,379.80	100.00%	\$1,379.80	\$1,379.80	\$0.00
10. Hidalgo County Commissioner Precinct No. 3 (2 Mtgs. @ 2 hrs. / Mtg.)	\$ 1,379.80	100.00%	\$1,379.80	\$1,379.80	\$0.00
11. Hidalgo County Commissioner Precinct No. 4 (2 Mtgs. @ 2 hrs. / Mtg.)	\$ 1,379.80	100.00%	\$1,379.80	\$1,379.80	\$0.00
12. Attend Meetings TxDOT-Pharr (3 Mtgs. @ 2 hrs. / Mtg.) (Inc. Prep Time)	\$ 4,371.02	100.00%	\$4,371.02	\$4,371.02	\$0.00
13. Attend Meetings TxDOT-Austin includes Travel (3 Mtgs. @ 10 hrs. / Mtg.)	\$ 6,777.56	100.00%	\$6,777.56	\$6,777.56	\$0.00
14. Attend Meetings With Senator Hinojosa (3 Mtgs. @ 2 hrs. / Mtg.)	\$ 2,185.29	100.00%	\$2,185.29	\$2,185.29	\$0.00
<b>C. Coordinate With HCMPO to Modify Short/ Long Term TIP to Account for Approved Strategy</b>	\$ 2,711.90	100.00%	\$2,711.90	\$2,711.90	\$0.00
<b>D. Negotiate / Coordinate with TxDOT on Pass Thru Agreement Modifications for SH 365 TCC / La Joya Relief Route / US 281</b>					
1. Meet / Coordinate With TxDOT Pharr (2 Mtgs. @ 4 hrs. / Mtg.)	\$ 3,954.36	100.00%	\$3,954.36	\$3,954.36	\$0.00
2. Meet / Coordinate With TxDOT Austin (1 Mtg @ 10 hrs. / Mtg.)	\$ 4,694.28	100.00%	\$4,694.28	\$4,694.28	\$0.00
3. Finalize Pass Thru Agreements	\$ 9,863.90	100.00%	\$9,863.90	\$9,863.90	\$0.00
<b>E. Implement Interim Cost Accounting System Utilizing Dannenbaum Cost Accounting System</b>					
1. Input Data for Development of Monthly Reports for HCRMA Board	\$ 12,042.32	100.00%	\$12,042.32	\$12,042.32	\$0.00
2. Modify Monthly Reports for HCRMA Needs	\$ 5,697.02	100.00%	\$5,697.02	\$5,697.02	\$0.00
3. Input Monthly Data and Produce Final Reports for May, June, July and August 2012	\$ 5,186.98	100.00%	\$5,186.98	\$5,186.98	\$0.00
<b>F. Organize / Develop HCRMA Files By Project (Electronic and Hardcopy) - RMA Will Provide Flor Koli and Temporary Secretaries)</b>	\$ 19,183.08	100.00%	\$19,183.08	\$19,183.08	\$0.00
<b>G. Coordinate with Hidalgo County Appraisal District on TRZ Inputs and Agreements</b>	\$ 15,564.04	100.00%	\$15,564.04	\$15,564.04	\$0.00
<b>H. Implement Public Outreach Program Managing with Assistance from Consultant (Pathfinder) and others</b>	\$ 20,830.08	100.00%	\$20,830.08	\$20,830.08	\$0.00

# MONTHLY PROGRESS PAYMENT INVOICE - DANNENBAUM ENGINEERING CORPORATION

## FOR CONSULTING ENGINEER'S SERVICES

Work Order No. 4:  
Engineering Management/Partial Operations Implementation/Public Outreach

Invoice Number: 465201/13/XV  
Invoice Period: 11/01/2012 - 11/30/2012

DESCRIPTION OF WORK TASK	COST PER TASK	PERCENT COMPLETE TO DATE	AMOUNT EARNED TO DATE	PREVIOUSLY BILLED	CURRENT BILLING
<b>I. Public Outreach Meetings Including Negotiations of Truck Restrictions with the following Cities (Including Travel and Preparation for Meeting) (4.0 Months):</b>					
1. City of Pharr (2 Mtgs)	\$ 3,976.32	100.00%	\$3,976.32	\$3,976.32	\$0.00
2. San Juan (1 Mtg)	\$ 2,013.60	100.00%	\$2,013.60	\$2,013.60	\$0.00
3. Donna (1 Mtg)	\$ 2,013.60	100.00%	\$2,013.60	\$2,013.60	\$0.00
4. Weslaco (1 Mtg)	\$ 2,013.60	100.00%	\$2,013.60	\$2,013.60	\$0.00
5. City of Mercedes (1 Mtg)	\$ -	0.00%	\$0.00	\$0.00	\$0.00
6. City of Edcouch (0 Mtg)	\$ 3,976.32	100.00%	\$3,976.32	\$3,976.32	\$0.00
7. City of McAllen (2 Mtgs.)	\$ 3,976.32	100.00%	\$3,976.32	\$3,976.32	\$0.00
8. City of Mission (2 Mtgs.)	\$ -	0.00%	\$0.00	\$0.00	\$0.00
9. City of Pecos (0 Mtg)	\$ -	0.00%	\$0.00	\$0.00	\$0.00
10. City of Palmview (0 Mtg)	\$ -	0.00%	\$0.00	\$0.00	\$0.00
11. City of La Joya (0 Mtg)	\$ -	0.00%	\$0.00	\$0.00	\$0.00
<b>J. Oversee C&amp;M Associates, Inc., in Developing the Update of the T&amp;R Studies / Financing Alternatives (FSW) (4.0 Months)</b>					
1. SH 365 TCC / IBTC / Segment D & La Joya Relief Route (Assisted by HDR)	\$ 60,035.90	100.00%	\$60,035.90	\$60,035.90	\$0.00
2. Update Strategic Plan for New T&R No. 1 (Work with First Southwest)	\$ 14,732.00	100.00%	\$14,732.00	\$14,732.00	\$0.00
<b>K. IBTC (3.0 Months)</b>					
1. Modify RFP and Procure Engineering Services (Including Environmental and Low Level Flight)	\$ -	0.00%	\$0.00	\$0.00	\$0.00
2. Oversee Local Environmental Clearance (Assisted by Blanton - Lead) (3.0 Months)	\$ 24,234.55	100.00%	\$24,234.55	\$24,234.55	\$0.00
3. Oversee IBTC Drainage Studies from 8/1/2012 to 8/31/2012 (1 Month)	\$ -	0.00%	\$0.00	\$0.00	\$0.00
4. Oversee Low Level Flight (8/1/2012 to 8/31/2012) (1 Month) (Assisted by Aranda & Associates - Lead)	\$ -	0.00%	\$0.00	\$0.00	\$0.00
5. QA/QC Drainage Study (60%) (Next Work Authorization)	\$ -	0.00%	\$0.00	\$0.00	\$0.00
6. QA/QC Low Level Flight (Aranda) (1 Month)	\$ -	0.00%	\$0.00	\$0.00	\$0.00
7. Attend Meeting with USBWC (1) (Combined with TCC)	\$ 1,102.80	100.00%	\$1,102.80	\$1,102.80	\$0.00
8. Attend Meeting with USACOE (1) (Combined with TCC)	\$ -	0.00%	\$0.00	\$0.00	\$0.00
9. Attend Meeting with US Fish and Wildlife (1) (Combined with TCC)	\$ -	0.00%	\$0.00	\$0.00	\$0.00
<b>L. SH 365 / TCC (Modified) (Inc. TCC at GSA Anzalduas Bridge) (4.0 Months)</b>					
1. Oversee Environmental Clearance By Atkins (EA) (Assisted by Blanton & Assoc. - Lead) (5 Months)	\$ 60,919.52	100.00%	\$60,919.52	\$60,919.52	\$0.00
2. Oversee Drainage Studies Produced By L&G Engineering / S&B Infrastructure	\$ 17,089.64	100.00%	\$17,089.64	\$17,089.64	\$0.00
3. QA/QC Drainage Study (60%)	\$ 9,158.68	100.00%	\$9,158.68	\$9,158.68	\$0.00
4. Attend Meeting With USBWC (1 Mtg. - El Paso)	\$ 4,046.88	100.00%	\$4,046.88	\$4,046.88	\$0.00
5. Attend Meeting With USACOE (1 Mtg. - HST)	\$ -	0.00%	\$0.00	\$0.00	\$0.00
6. Attend Meeting With US Fish & Wildlife (1 Mtg. - RGW)	\$ -	0.00%	\$0.00	\$0.00	\$0.00
7. Attend Meeting With TxDOT Austin / FHWA (1 Mtg. - Austin)	\$ 3,227.59	100.00%	\$3,227.59	\$3,227.59	\$0.00
8. Oversee / Development of 4-Lane Schematic and Update Super Two Schematic / Utilities / Final Design Review TCC at GSA	\$ 72,545.95	100.00%	\$72,545.95	\$72,545.95	\$0.00
9. QA/QC Schematic (60%)	\$ 4,380.10	100.00%	\$4,380.10	\$4,380.10	\$0.00
10. Prepare Decision Matrix for Environmental Consultant	\$ 1,489.67	100.00%	\$1,489.67	\$1,489.67	\$0.00
11. Oversee Surveyors (DOS Logistics / Quintanilla) (Assisted by Aranda and Associates - Lead)	\$ 36,669.24	100.00%	\$36,669.24	\$36,669.24	\$0.00
12. Hold / Lead Public Involvement Meeting (1 Mtg.) Including Prepare Exhibits	\$ -	0.00%	\$0.00	\$0.00	\$0.00
13. Prepare Land Plan to Assist Hunt Development / City of McAllen to Evaluate Alternative Thru Hunt Property	\$ -	0.00%	\$0.00	\$0.00	\$0.00
14. Meet with Hunt Development (Mission - 2 Mtgs) (2 hrs / Mtg) (Inc. Prep Time)	\$ 6,830.16	100.00%	\$6,830.16	\$6,830.16	\$0.00

# MONTHLY PROGRESS PAYMENT INVOICE - DANNENBAUM ENGINEERING CORPORATION FOR CONSULTING ENGINEER'S SERVICES

Work Order No. 4:  
Engineering Management/Partial Operations Implementation/Public Outreach

Invoice Number: 465201/13/XV  
Invoice Period: 11/01/2012 - 11/30/2012

DESCRIPTION OF WORK TASK	COST PER TASK	PERCENT COMPLETE TO DATE	AMOUNT EARNED TO DATE	PREVIOUSLY BILLED	CURRENT BILLING
<b>M. US 281 / Military (3.0 Months)</b>					
1. Oversee Environmental Clearance by Atkins (Categorical Exclusion -CE)(Assisted by Blanton & Associates) (4.0 Months)	\$ 5,034.52	100.00%	\$5,034.52	\$5,034.52	\$0.00
2. Oversee Engineer in Development of Route Studies / Schematic / Survey / PS&E Development (4.0 Months)	\$ 11,776.60	100.00%	\$11,776.60	\$11,776.60	\$0.00
3. QA/QC Route Study	\$ 1,277.95	100.00%	\$1,277.95	\$1,277.95	\$0.00
4. Meet With City of Pharr Including Development of Exhibits to Analyze US 281 / I Road / San Juan Area (2 Mtgs @ 2 hrs / Mtg)	\$ 6,067.40	100.00%	\$6,067.40	\$6,067.40	\$0.00
<b>DIRECT EXPENSES</b>					
Lodging / Hotel (\$100.00 / DAY)	\$ 1,537.50	100.00%	\$1,537.50	\$1,537.50	\$0.00
Meals (\$30.00 / DAY)	\$ 495.00	100.00%	\$495.00	\$495.00	\$0.00
Rental Car	\$ 675.00	100.00%	\$675.00	\$675.00	\$0.00
Air Travel	\$ 6,750.00	100.00%	\$6,750.00	\$6,750.00	\$0.00
Parking	\$ 63.00	100.00%	\$63.00	\$63.00	\$0.00
Overnight Mail - letter size	\$ 1,150.00	100.00%	\$1,150.00	\$1,150.00	\$0.00
Courier Services	\$ 1,250.00	100.00%	\$1,250.00	\$1,250.00	\$0.00
Photocopies B/W (8.5 X 11)	\$ 2,320.00	100.00%	\$2,320.00	\$2,320.00	\$0.00
Photocopies B/W (11 X 17)	\$ 915.00	100.00%	\$915.00	\$915.00	\$0.00
Photocopies Color (8.5 X 11)	\$ 700.00	100.00%	\$700.00	\$700.00	\$0.00
Photocopies Color (11 X 17)	\$ 625.00	100.00%	\$625.00	\$625.00	\$0.00
Color Graphics on Foam Board	\$ 200.00	100.00%	\$200.00	\$200.00	\$0.00
Newspaper Advertisement	\$ -	0.00%	\$0.00	\$0.00	\$0.00
Court Reporter (Public Hearings & Transcription)	\$ -	0.00%	\$0.00	\$0.00	\$0.00
Translator (English to Spanish or Sign Language)	\$ -	0.00%	\$0.00	\$0.00	\$0.00
Public Involvement Facility Rental	\$ -	0.00%	\$0.00	\$0.00	\$0.00
Public Outreach Liaison	\$ 75,000.00	100.00%	\$75,000.00	\$75,000.00	\$0.00
Accounting Support Services	\$ 4,000.00	100.00%	\$4,000.00	\$4,000.00	\$0.00
IT / Support Services	\$ 3,200.00	100.00%	\$3,200.00	\$3,200.00	\$0.00
Management Support Services	\$ 32,000.00	100.00%	\$32,000.00	\$32,000.00	\$0.00
Community Action Support	\$ 36,000.00	100.00%	\$36,000.00	\$36,000.00	\$0.00
<b>Totals</b>	\$ 694,355.85		\$ 694,355.85	\$ 694,355.85	\$ -

Amount Due This Invoice

\$

**MONTHLY PROGRESS PAYMENT INVOICE - DANNENBAUM ENGINEERING CORPORATION  
FOR CONSULTING ENGINEER'S SERVICES**

December 3, 2012

Dennis Burleson, Chairman  
Hidalgo County Regional Mobility Authority  
510 South Pleasantview Drive  
Weslaco, Texas 78596

Work Order No. 5:  
Engineering Management/Partial Operations Implementation/Public Outreach

Invoice Number:  
Invoice Period:

465201/13/XV  
11/01/2012 - 11/30/2012

TASK CODE	DESCRIPTION OF WORK TASK	TOTAL COST	PERCENT COMPLETE TO DATE	AMOUNT EARNED TO DATE	PREVIOUSLY BILLED	CURRENT BILLING
A	Coordinate / Update / Assist Executive Director	\$6,123.52	75.00%	\$4,592.64	\$2,449.41	\$2,143.23
B	Attend / Prepare Data / Report on Various Meetings (4.0 Months)	\$60,832.02	75.00%	\$45,624.04	\$29,009.61	\$16,614.43
C	Continue to Coordinate With HCMPO to Modify Short/ Long Term TIP to Account for Approved Strategy Including Updating Strategy (Two (2) Updates)	\$8,484.08	75.00%	\$6,363.06	\$4,242.04	\$2,121.02
D	Continue to Negotiate / Coordinate with TxDOT on Pass Thru Agreement Modifications or other TxDOT Funding Modification (availability payments-CAT12) for SH 365 Segment 1,2,3 and 4) / Segment No. 4 (US 281 / Military)	\$3,838.98	75.00%	\$2,879.25	\$1,919.49	\$959.76
E	Continue to Implement Interim Cost Accounting System Utilizing Dannenbaum Cost Accounting System	\$20,012.60	75.00%	\$15,009.45	\$8,005.04	\$7,004.41
F	Continue to Organize / Develop HCRMA Files By Project (Electronic and Hardcopy)	\$10,314.08	75.00%	\$7,735.56	\$5,157.04	\$2,578.52
G	Continue to Coordinate with Hidalgo County Appraisal District on TRZ Inputs and Agreements and Finalize Agreements with each entity	\$18,505.04	75.00%	\$13,878.78	\$7,402.02	\$6,476.76
H	Continue to Finalize and Implement Public Outreach Program with Assistance from Consultant (Pathfinder) and others	\$37,776.61	75.00%	\$28,332.46	\$14,055.65	\$14,276.81
I	Continued Public Outreach Meetings (Formal Presentation to Council) with the Appropriate Cities (Including Travel and Preparation for Meeting) (4.0 Months):	\$14,867.78	75.00%	\$11,150.84	\$7,433.89	\$3,716.95
J	Continue the Oversight of C&M Associates, Inc., in Developing the Update of the T&R Studies / Financing Alternatives (FSW) (4.0 Months)	\$74,552.28	61.38%	\$45,760.35	\$27,122.28	\$18,638.07
K	Continue to Oversee IBTC (4.0 Months)	\$4,883.52	25.00%	\$1,220.88	\$1,220.88	\$0.00
L	Continue to Oversee SH 365 (Segment 1,2 and 3) (Inc. SH 365 at GSA Anzalduas Bridge)(4.0 Months)	\$310,741.85	67.18%	\$208,765.80	\$141,161.16	\$67,604.64
M	SH 365 Segment No. 4 (US 281 / Military) (4.0 Months)	\$39,229.92	70.87%	\$27,802.38	\$16,676.63	\$11,125.75
N	Implementation of GIS Tools - Phase IA	\$20,646.28	25.20%	\$5,202.83	\$1,032.31	\$4,170.52
O	Implementation of Project Wise	\$46,343.58	8.75%	\$4,056.80	\$2,317.17	\$1,739.63
ODC	Direct Expenses	\$170,217.79	80.73%	\$137,413.34	\$92,208.90	\$45,204.44
	<b>TOTALS</b>	<b>\$847,369.93</b>	<b>66.77%</b>	<b>\$565,788.46</b>	<b>\$361,413.52</b>	<b>\$204,374.94</b>

**TOTAL DUE WORK ORDER NO. 5:**

**\$204,374.94**

# MONTHLY PROGRESS PAYMENT INVOICE - DANNENBAUM ENGINEERING CORPORATION FOR CONSULTING ENGINEER'S SERVICES

Work Order No. 5:

Engineering Management/Partial Operations Implementation/Public Outreach

Invoice Number: 465201/13/XV

Invoice Period: 11/01/2012 - 11/30/2012

DESCRIPTION OF WORK TASK	COST PER TASK	PERCENT COMPLETE TO DATE	AMOUNT EARNED TO DATE	PREVIOUSLY BILLED	CURRENT BILLING
<b>A. Coordinate / Update / Assist Executive Director</b>					
1.) Educate Executive Director on Historical Activities / Budgets / Cost Accounting / Program Management Plan and QA/QC Plan (Including Weekly Mtgs)	\$ 6,123.52	75.00%	\$4,592.64	\$2,449.41	\$2,143.23
<b>B. Attend / Prepare Data / Report on Various Meetings (4.0 Months)</b>					
1. HCRMA Board Meetings Including Presentation (Monthly) (4 Mtgs) (Inc. Prep Time)	\$ 16,448.84	75.00%	\$12,336.63	\$8,224.42	\$4,112.21
2. HCRMA Planning Committee Meetings (4 Mtgs @ 2 hrs/Mtg) (Inc. Prep Time)	\$ 8,483.22	75.00%	\$6,362.42	\$4,241.61	\$2,120.81
3. HCRMA Finance Committee Meetings (4 Mtgs @ 2 hrs/Mtg) (Inc. Prep Time)	\$ 8,483.22	75.00%	\$6,362.42	\$4,241.61	\$2,120.81
4. HCRMA MPO Policy Committee Meeting (4 Mtgs @ 2 hrs/Mtg) (Inc. Prep Time)	\$ 3,939.90	75.00%	\$2,954.93	\$1,969.95	\$984.98
5. HCRMA MPO Tech Committee Meeting (4 Mtgs @ 2 hrs/Mtg) (Inc. Prep Time)	\$ 3,418.56	75.00%	\$2,563.92	\$1,709.28	\$854.64
6. Various HCRMA Mtgs w/ Individual Board Members / Special Board Meetings (1 Mtg @ 2 hrs/Mtg) (Inc. Prep Time)	\$ 1,849.66	75.00%	\$1,387.25	\$924.83	\$462.42
7. Hidalgo County Meetings w/Staff (2 Mtgs. @2 hr. / Mtg.) (Inc. Prep Time)	\$ -	0.00%	\$0.00	\$0.00	\$0.00
8. Hidalgo County Commissioner Precinct No. 1 (2 Mtgs. @ 2 hrs. / Mtg.)	\$ -	0.00%	\$0.00	\$0.00	\$0.00
9. Hidalgo County Commissioner Precinct No. 2 (2 Mtgs. @ 2 hrs. / Mtg.)	\$ 2,812.80	75.00%	\$2,109.60	\$703.20	\$1,406.40
10. Hidalgo County Commissioner Precinct No. 3 (2 Mtgs. @ 2 hrs. / Mtg.)	\$ 2,812.80	75.00%	\$2,109.60	\$703.20	\$1,406.40
11. Hidalgo County Commissioner Precinct No. 4 (2 Mtgs. @ 2 hrs. / Mtg.)	\$ -	0.00%	\$0.00	\$0.00	\$0.00
12. Attend Meetings TxDOT-Pharr (2 Mtgs. @ 2 hrs. / Mtg.) (Inc. Prep Time)	\$ 3,073.90	75.00%	\$2,305.43	\$1,536.95	\$768.48
13. Attend Meetings TxDOT-Austin includes Travel (1 Mtg. @ 10 hrs. / Mtg.)	\$ 6,534.68	75.00%	\$4,901.01	\$3,267.34	\$1,633.67
14. Attend Meetings With Senator Hinojosa (1 Mtgs. @ 2 hrs. / Mtg.)	\$ 1,011.72	75.00%	\$758.79	\$505.86	\$252.93
15. Attend Meeting - 3 days in Washington to Visit Congress/TIFA (1 Mtg.)	\$ -	0.00%	\$0.00	\$0.00	\$0.00
16. Attend Hidalgo County Commissioners' Court Meeting (2 Monthly Mtgs.) (2 Mtgs. X 2 hr./Mtg.)	\$ 1,962.72	75.00%	\$1,472.04	\$981.36	\$490.68
<b>C. Continue to Coordinate With HCMPO to Modify Short/ Long Term TIP to Account for Approved Strategy, Including Updating Strategy (Two (2) Updates)</b>	\$ 8,484.08	75.00%	\$6,363.06	\$4,242.04	\$2,121.02
<b>D. Continue to Negotiate / Coordinate with TxDOT on Pass Thru Agreement Modifications or other TxDOT Funding Modification (availability payments-CAT12) for SH 365 (Segment 1,2,3 and 4) / Segment No. 4 (US 281 / Military)</b>					
1. Meet / Coordinate With TxDOT Pharr (1 Mtgs. @ 2 hrs. / Mtg.)	\$ 1,728.22	75.00%	\$1,296.17	\$864.11	\$432.06
2. Meet / Coordinate With TxDOT Austin (0 Mtg @ 10 hrs. / Mtg.)	\$ 382.54	75.00%	\$286.91	\$191.27	\$95.64
3. Finalize Pass Thru Agreements and/or availability payments	\$ 1,728.22	75.00%	\$1,296.17	\$864.11	\$432.06
<b>E. Continue to Implement Interim Cost Accounting System Utilizing Dannenbaum Cost Accounting System</b>					
1. Continue to Input Data for Development of Monthly Reports for HCRMA Board (September 1, 2012 thru December 31, 2012)	\$ 7,636.32	75.00%	\$5,727.24	\$3,054.53	\$2,672.71
2. Continue to Modify Monthly Reports for HCRMA Needs	\$ 5,007.12	75.00%	\$3,755.34	\$2,002.85	\$1,752.49
3. Continue to Input Monthly Data and Produce Final Reports for Sept., Oct., Nov. and Dec. 2012	\$ 7,369.16	75.00%	\$5,526.87	\$2,947.66	\$2,579.21
<b>F. Continue to Organize / Develop HCRMA Files By Project (Electronic and Hardcopy)</b>	\$ 10,314.08	75.00%	\$7,735.56	\$5,157.04	\$2,578.52
<b>G. Continue to Coordinate with Hidalgo County Appraisal District on TRZ Inputs and Agreements and Finalize Agreements with each entity</b>	\$ 18,505.04	75.00%	\$13,878.78	\$7,402.02	\$6,476.76

**MONTHLY PROGRESS PAYMENT INVOICE - DANNENBAUM ENGINEERING CORPORATION  
FOR CONSULTING ENGINEER'S SERVICES**

Work Order No. 5:  
Engineering Management/Partial Operations Implementation/Public Outreach

Invoice Number: 465201/13XV  
Invoice Period: 11/01/2012 - 11/30/2012

DESCRIPTION OF WORK TASK	COST PER TASK	PERCENT COMPLETE TO DATE	AMOUNT EARNED TO DATE	PREVIOUSLY BILLED	CURRENT BILLING
<b>H. Continue to Finalize and Implement Public Outreach Program Managing with Assistance from Consultant (Pathfinder) and others</b>					
1. Finalize / Implement Public Outreach	\$ 27,226.64	75.00%	\$20,419.98	\$10,890.66	\$9,529.32
2. Review / Update Website	\$ -	0.00%	\$0.00	\$0.00	\$0.00
3. Develop Monthly Newsletter (Assist Subs)	\$ -	0.00%	\$0.00	\$0.00	\$0.00
4. Begin Development of Branding Loop Project (Assist Subs)	\$ -	0.00%	\$0.00	\$0.00	\$0.00
5. Assist / Develop Support Resolution From All Cities (Total 5 Mtgs.)	\$ 5,909.51	0.00%	\$0.00	\$0.00	\$0.00
6. Meet with Large Property Owners (SH 365)(Total 3 Mtgs. Including Preparation)	\$ 3,173.34	75.00%	\$4,432.13	\$1,772.85	\$2,659.28
7. Meet with EDC for the Cities of McAllen / Mission (Total 1 Mtg.)	\$ 1,467.12	75.00%	\$2,380.01	\$952.00	\$1,428.01
8. Meet with Trade Association / Civic Association (US / Mexico) (Total 1 Mtg.)	\$ -	75.00%	\$1,100.34	\$440.14	\$660.20
<b>I. Continue Public Outreach Meetings (Formal Presentation to Council) with the following Cities (Including Travel and Preparation for Meeting) (4.0 Months):</b>					
1. City of Pharr (2 Mtgs)	\$ 3,656.80	75.00%	\$2,742.60	\$1,828.40	\$914.20
2. City of Granjeno (1 Mtg)	\$ 2,116.82	75.00%	\$1,587.62	\$1,058.41	\$529.21
3. City of Donna (1 Mtg)	\$ -	0.00%	\$0.00	\$0.00	\$0.00
4. City of Weslaco (1 Mtg)	\$ -	0.00%	\$0.00	\$0.00	\$0.00
5. City of Mercedes (1 Mtg)	\$ -	0.00%	\$0.00	\$0.00	\$0.00
6. City of Edcouch (1 Mtg)	\$ -	0.00%	\$0.00	\$0.00	\$0.00
7. City of McAllen (2 Mtgs.)	\$ 4,547.08	0.00%	\$0.00	\$0.00	\$0.00
8. City of Mission (2 Mtgs.)	\$ 4,547.08	75.00%	\$3,410.31	\$2,273.54	\$1,136.77
9. City of Pecos (1 Mtg)	\$ -	75.00%	\$3,410.31	\$2,273.54	\$1,136.77
10. City of Palmview (1 Mtg)	\$ -	0.00%	\$0.00	\$0.00	\$0.00
11. City of La Joya (1 Mtg)	\$ -	0.00%	\$0.00	\$0.00	\$0.00
12. City of Edinburg (2 Mtgs)	\$ -	0.00%	\$0.00	\$0.00	\$0.00
13. City of Sullivan City (1 Mtg)	\$ -	0.00%	\$0.00	\$0.00	\$0.00
<b>J. Continue the Oversight of C&amp;M Associates, Inc., in Developing the Update of the T&amp;R Studies / Financing Alternatives (FSW) (4.0 Months)</b>					
1. SH 365 Segment 1.2.3 and 4 / IBTC / Segment D & La Joya Relief Route (Assisted by HDR)	\$ 33,936.84	75.00%	\$25,452.63	\$16,968.42	\$8,484.21
2. Update Strategic Plan for New Funding (Modification in Limits / Schedule / Funding Type)	\$ 19,894.84	50.00%	\$9,947.42	\$4,973.71	\$4,973.71
2. Update Strategic Plan after New T&R Numbers (Work with First Southwest)	\$ 20,720.60	50.00%	\$10,360.30	\$5,180.15	\$5,180.15
<b>K. Continue to Oversee IBTC (4.0 Months)</b>					
1. Modify RFP and Procure Engineering Services (Including Environmental and Low Level Flight)	\$ -	0.00%	\$0.00	\$0.00	\$0.00
2. Continue to Oversee Local Environmental Clearance (Assisted by Blanton - Lead) (4.0 Months)	\$ 4,883.52	25.00%	\$1,220.88	\$1,220.88	\$0.00
3. Oversee IBTC Drainage Studies	\$ -	0.00%	\$0.00	\$0.00	\$0.00
4. Oversee Low Level Flight (Assisted by Aranda & Associates - Lead)	\$ -	0.00%	\$0.00	\$0.00	\$0.00
5. QA/QC Drainage Study (60%)	\$ -	0.00%	\$0.00	\$0.00	\$0.00
6. QA/QC Low Level Flight (Aranda)	\$ -	0.00%	\$0.00	\$0.00	\$0.00
7. Attend Meeting with USBWC (1) (Combined with SH 365)	\$ -	0.00%	\$0.00	\$0.00	\$0.00
8. Attend Meeting with USACOE (1) (Combined with SH 365)	\$ -	0.00%	\$0.00	\$0.00	\$0.00
9. Attend Meeting with US Fish and Wildlife (1)(Combined with SH 365)	\$ -	0.00%	\$0.00	\$0.00	\$0.00

# MONTHLY PROGRESS PAYMENT INVOICE - DANNENBAUM ENGINEERING CORPORATION

## FOR CONSULTING ENGINEER'S SERVICES

Work Order No. 5:

Engineering Management/Partial Operations Implementation/Public Outreach

Invoice Number:

Invoice Period:

465201/13/XV

11/01/2012 - 11/30/2012

DESCRIPTION OF WORK TASK	COST PER TASK	PERCENT COMPLETE TO DATE	AMOUNT EARNED TO DATE	PREVIOUSLY BILLED	CURRENT BILLING
<b>L. Continue to Oversee SH 365 (Segment 1, 2 &amp; 3) (Inc. SH 365 at GSA Anzalduas Bridge)(4.0 Months)</b>					
1. Continue to Oversee Environmental Clearance By Atkins (EA) includes Negotiating Limits to FM 1016 (Assisted by Blanton & Assoc. - Lead)	\$ 62,286.41	75.00%	\$46,714.81	\$31,143.21	\$15,571.60
2. Continue to Oversee Drainage Studies Produced By L&G Engineering / S&B Infrastructure including Segment No. 3. Also, Includes Negotiating Limits to FM 1016.	\$ 66,915.46	75.00%	\$50,186.60	\$33,457.73	\$16,728.87
3. Continue to QA/QC Drainage Study (90%)	\$ 8,618.24	75.00%	\$6,463.68	\$4,309.12	\$2,154.56
4. Attend Meeting With USIBWC (1 Mtg. - El Paso)	\$ 4,459.76	25.00%	\$1,114.94	\$1,114.94	\$0.00
5. Attend Meeting With USACOE ( 1 Mtg. - HST)	\$ -	0.00%	\$0.00	\$0.00	\$0.00
6. Attend Meeting With US Fish & Wildlife (1 Mtg. - RGV)	\$ -	0.00%	\$0.00	\$0.00	\$0.00
7. Attend Meeting With TxDOT Austin / FHWA (1 Mtg. - Austin)	\$ 4,694.28	75.00%	\$3,520.71	\$2,347.14	\$1,173.57
8. Continue to Oversee / Development of 4-Lane Schematic (L&G Engineering and S&B Infrastructure) and Negotiate Limits to FM 1016	\$ 44,289.86	75.00%	\$33,217.40	\$22,144.93	\$11,072.47
9. QA/QC Schematic (90%)	\$ 46,880.08	50.00%	\$23,440.04	\$16,408.03	\$7,032.01
10. Prepare Decision Matrix for Environmental Consultant (in Work Authorization 4)	\$ -	0.00%	\$0.00	\$0.00	\$0.00
11. Continue to Oversee Surveyors including Right of Entry Assistance for 52 Parcels (DOS Logistics / Quintanilla) (Assisted by Aranda and Associates - Lead)	\$ 48,346.44	75.00%	\$36,259.83	\$24,173.22	\$12,086.61
12. Hold / Lead Public Involvement Meeting (1 Additional Mtg.) Including Prepare Exhibits	\$ 17,111.50	25.00%	\$4,277.88	\$4,277.88	\$0.00
13. Prepare Land Plan to Assist Hunt Development / City of McAllen to Evaluate Alternative Thru Hunt Property	\$ -	0.00%	\$0.00	\$0.00	\$0.00
14. Meet with Hunt Development (Mission - 2 Mtgs) (2 hrs / Mtg)(Inc. Prep Time)	\$ 7,139.82	50.00%	\$3,569.91	\$1,784.96	\$1,784.95
15. Assist HDR in Developing TIFIA Application	\$ -	0.00%	\$0.00	\$0.00	\$0.00
<b>M. SH 365 Segment No. 4 (US 281 / Military) (4.0 Months)</b>					
1. Oversee Environmental Clearance by Atkins (Included in Item L.)	\$ -	0.00%	\$0.00	\$0.00	\$0.00
2. Oversee Engineer in Development of Route Studies / Schematic / Survey / PS&E Development (4.0 Months)	\$ 24,538.30	75.00%	\$18,403.73	\$12,269.15	\$6,134.58
3. Finalize QA/QC Route Study	\$ 8,211.34	75.00%	\$6,158.51	\$2,463.40	\$3,695.11
4. Continue to Meet With City of Pharr Including Development of Exhibits to Analyze SH 365 (Segment No. 4) (US 281 / I Road / San Juan Area) (2 Mtgs)	\$ 6,480.28	50.00%	\$3,240.14	\$1,944.08	\$1,296.06
<b>N. Implementation of GIS Tools - Phase IA</b>					
1. Conduct Stakeholder and Program Management Team GIS user requirements meeting	\$ 5,256.06	60.00%	\$3,153.64	\$262.80	\$2,890.84
2. Develop GIS user requirements documentation and implementation plan	\$ 4,323.28	25.00%	\$1,080.82	\$216.16	\$864.66
3. Present user requirements and implementation plan to Stakeholders and Program Management Team	\$ 2,766.54	5.00%	\$138.33	\$138.33	\$0.00
4. Acquire and integrate Bing Map services	\$ 3,788.88	10.00%	\$378.89	\$189.44	\$189.45
5. Acquire and integrate existing GIS base map data from local government sources into an ArcGIS Server / SQL Server central database hosted from Dannenbaum's GIS hosting facility	\$ 4,511.52	10.00%	\$451.15	\$225.58	\$225.57
6. Tile up to three large existing GIS databases acquired from local Government sources for efficient web map rendering of large datasets (Future W.A.)	\$ -	0.00%	\$0.00	\$0.00	\$0.00
7. Design, load and integrate HCRMA specific GIS data into an ArcGIS Server / SQL Server central database hosted from Dannenbaum's GIS hosting facility (Future W.A.)	\$ -	0.00%	\$0.00	\$0.00	\$0.00
8. QA/QC existing and HCRMA specific GIS database for compliance with Task 1 - Requirements (Future W.A.)	\$ -	0.00%	\$0.00	\$0.00	\$0.00
9. Develop login page user interface (Future W.A.)	\$ -	0.00%	\$0.00	\$0.00	\$0.00
10. QA/QC login page user interface for compliance with Task 1 - Requirements (Future W.A.)	\$ -	0.00%	\$0.00	\$0.00	\$0.00

# MONTHLY PROGRESS PAYMENT INVOICE - DANNENBAUM ENGINEERING CORPORATION FOR CONSULTING ENGINEER'S SERVICES

Work Order No. 5:

Engineering Management/Partial Operations Implementation/Public Outreach

Invoice Number:

465201/13/XV

Invoice Period:

11/01/2012 - 11/30/2012

DESCRIPTION OF WORK TASK	COST PER TASK	PERCENT COMPLETE TO DATE	AMOUNT EARNED TO DATE	PREVIOUSLY BILLED	CURRENT BILLING
<b>N. Implementation of GIS Tools - Phase IA (Continued)</b>					
11. Develop ArcGIS Service, map services, Arc MAP, MXD projects files including map symbology (Future W.A.)	\$ -	0.00%	\$0.00	\$0.00	\$0.00
12. QA/QC ArcGIS Service, map services, Arc MAP, MXD projects files checking for quality of map symbology and compliance with Task 1 - Requirements (Future W.A.)	\$ -	0.00%	\$0.00	\$0.00	\$0.00
13. Develop GIS website map and legend tools on Dannenbaum's application development server (Future W.A.)	\$ -	0.00%	\$0.00	\$0.00	\$0.00
14. QA/QC / unit testing of the GIS website map and legend tools (Future W.A.)	\$ -	0.00%	\$0.00	\$0.00	\$0.00
15. Migrate GIS website map and legend tools from Dannenbaum's application development server to Dannenbaum's production ArcGIS Server hosting environment (Future W.A.)	\$ -	0.00%	\$0.00	\$0.00	\$0.00
16. Develop GIS website map and legend user manual documentation and conduct user training (Future W.A.)	\$ -	0.00%	\$0.00	\$0.00	\$0.00
<b>O. Implementation of Project Wise</b>					
1. Project Wise Overview Training (x1 initial kickoff meeting to go over Project Wise functionality and general use in an engineering project office environment)	\$ 2,668.23	60.00%	\$1,600.94	\$133.41	\$1,467.53
2. Project Wise Implementation (Install and configuration hardware and software onsite within DEC McAllen / HCRMA PMO)	\$ 1,803.40	10.00%	\$180.34	\$90.17	\$90.17
3. Project Wise End User Training (x4 brown bag training sessions to teach PMO users how to manage documents in a Project Wise document controlled environment)	\$ 3,638.60	10.00%	\$363.86	\$181.93	\$181.93
4. Inventory HCRMA Project Data by Type, User, Organization, Etc.	\$ 13,005.23	5.00%	\$650.26	\$650.26	\$0.00
5. Conduct Project Wise / GIS Data Maintenance Business Process Workshop (x1 Day for Project Wise / x1 Day for GIS - include time estimate for key subcontractor participation)	\$ 10,803.64	5.00%	\$540.18	\$540.18	\$0.00
6. Develop HCRMA Project Wise and GIS data management business process documentation	\$ 10,916.43	5.00%	\$545.82	\$545.82	\$0.00
7. Data Management End User Training (x4 brown bag training sessions to teach HCRMA PMO Project Wise and GIS data management business processes)	\$ 3,508.05	5.00%	\$175.40	\$175.40	\$0.00
<b>DIRECT EXPENSES</b>					
Lodging / Hotel (\$100.00 / DAY)	\$ 770.00	75.00%	\$577.50	\$385.00	\$192.50
Meals (\$30.00 / DAY)	\$ 240.00	75.00%	\$180.00	\$120.00	\$60.00
Rental Car	\$ 360.00	75.00%	\$270.00	\$180.00	\$90.00
Air Travel	\$ 4,000.00	75.00%	\$3,000.00	\$2,000.00	\$1,000.00
Parking	\$ 28.00	75.00%	\$21.00	\$14.00	\$7.00
Overnight Mail - letter size	\$ 1,150.00	75.00%	\$862.50	\$575.00	\$287.50
Courier Services	\$ 900.00	75.00%	\$675.00	\$450.00	\$225.00
Photocopies B/W (8.5 X 11)	\$ 1,969.79	75.00%	\$1,477.34	\$984.90	\$492.44
Photocopies B/W (11 X 17)	\$ 775.00	75.00%	\$581.25	\$387.50	\$193.75
Photocopies Color (8.5 X 11)	\$ 700.00	75.00%	\$525.00	\$350.00	\$175.00
Photocopies Color (11 X 17)	\$ 625.00	75.00%	\$468.75	\$312.50	\$156.25
Color Graphics on Foam Board	\$ 200.00	75.00%	\$150.00	\$100.00	\$50.00
Newspaper Advertisement	\$ -	0.00%	\$0.00	\$0.00	\$0.00
Court Reporter (Public Hearings & Transcription)	\$ -	0.00%	\$0.00	\$0.00	\$0.00
Translator (English to Spanish or Sign Language)	\$ -	0.00%	\$0.00	\$0.00	\$0.00
Public Involvement Facility Rental	\$ -	0.00%	\$0.00	\$0.00	\$0.00
Public Outreach Liaison (4 Months - September, October, November & December 2012)	\$ 60,000.00	100.00%	\$60,000.00	\$45,000.00	\$15,000.00

**MONTHLY PROGRESS PAYMENT INVOICE - DANNENBAUM ENGINEERING CORPORATION  
FOR CONSULTING ENGINEER'S SERVICES**

Work Order No. 5:  
Engineering Management/Partial Operations Implementation/Public Outreach

Invoice Number: 465201/13/XV  
Invoice Period: 11/01/2012 - 11/30/2012

DESCRIPTION OF WORK TASK	COST PER TASK	PERCENT COMPLETE TO DATE	AMOUNT EARNED TO DATE	PREVIOUSLY BILLED	CURRENT BILLING
<b>DIRECT EXPENSES (Continued)</b>					
Accounting Support Services	\$ 20,000.00	60.00%	\$12,000.00	\$8,000.00	\$4,000.00
IT / Support Services (includes time on Project Wise Implementation / Data Organization @ 55 hrs)	\$ 8,000.00	25.00%	\$2,000.00	\$1,600.00	\$400.00
Bing Maps Annual Subscription Fee	\$ 7,000.00	100.00%	\$7,000.00	\$0.00	\$7,000.00
Management Support Services	\$ 32,000.00	75.00%	\$24,000.00	\$16,000.00	\$8,000.00
Community Action Support	\$ 31,500.00	75.00%	\$23,625.00	\$15,750.00	\$7,875.00
<b>Totals</b>	\$ 847,369.93		\$ 565,788.46	\$ 361,413.52	\$ 204,374.94

Amount Due This Invoice

\$ 204,374.94

# ATTACHMENT H-3

## Subprovider Monitoring System for Federally Funded Contracts

### Progress Assessment Report for month of (Mo./Yr.) November / 2012

Original Contract Amount: \$ 5,000,000.00

Approved Supplemental Agreements:

**Total Contract Amount:** \$ 5,000,000.00

Work Authorization Amount: \$ 909,960.63

***If no subproviders are used on this contract, please indicate by placing "N/A" on the 1<sup>st</sup> line under Subproviders.***

[illegible]

Fill out Progress Assessment Report with each estimate/invoice submitted, for all subcontracts, and forward as follows:

**1 Copy with Invoice – Hidalgo County Regional Mobility Authority Office**

I hereby certify that the above is a true and correct statement of the amounts paid to ~~the~~ firms listed above.

December 3, 2012

Phone

713-527-6442

Fax

**Subprovider Monitoring System for Federally Funded Contracts**  
**Progress Assessment Report for month of (Mo./Yr.)    November    /    2012**

***If no subproviders are used on this contract, please indicate by placing "N/A" on the 1<sup>st</sup> line under Subproviders.***

Fill out Progress Assessment Report with each estimate/invoice submitted, *for all subcontracts*, and forward as follows:

**1 Copy with Invoice – Hidalgo County Regional Mobility Authority Office**

Date \_\_\_\_\_

**Subprovider Monitoring System for Federally Funded Contracts**  
**Progress Assessment Report for month of (Mo./Yr.)      November / 2012**

Work Authorization No. 4

Fill out Progress Assessment Report with each estimate/invoice submitted, for all subcontracts, and forward as follows:

I hereby certify that the above is a true and correct statement of the amounts paid to the firms listed above.

**Fax**

**ATTACHMENT H-3**  
**Subprovider Monitoring System for Federally Funded Contracts**  
**Progress Assessment Report for month of (Mo./Yr.)      November / 2012**

Original Contract Amount: \$ 5,000,000.00

Approved Supplemental Agreements:

**Total Contract Amount:** \$ 5,000,000.00

**Work Authorization Amount:**

Work Authorization Amount: \$ 847,369.93

[illegible]

Fill out Progress Assessment Report with each estimate/invoice submitted, for all subcontracts, and forward as follows:

**1 Copy with Invoice – Hidalgo County Regional Mobility Authority Office**

I hereby certify that the above is a true and correct statement of the amounts paid to the firms listed above.

December 3, 2012

Date

713-527-6442

Fax

HIDALGO COUNTY REGIONAL MOBILITY AUTHORITY  
PAYMENT SUMMARY

First Southwest/C&M Traffic & Revenue Update

\$270,677 Intermediate T&R for SH 365, IBTC & Segment "D"

\$155,327 Intermediate T&R for La Joya Bypass

\$148,225 LOS SH 365 and TOA US 83/281

	Contract Amount	Invoice Date						Total Billed	Balance
		7/9/2012	8/20/2012	9/18/2102	10/24/2012	10/30/2012	11/20/2012		
SH 365	\$270,677.00	\$53,140.96	\$41,935.40		\$31,451.55	\$13,500.00	\$20,967.70	\$160,995.61	\$109,681.39
La Joya	\$155,327.00	\$36,448.54	\$24,865.40		\$18,649.05		\$6,216.35	\$86,179.34	\$69,147.66
LOS/TOA	\$148,225.00			\$68,038.19	\$65,684.52		\$9,737.20	\$143,459.91	\$4,765.09
	\$574,229.00	\$89,589.50	\$66,800.80	\$68,038.19	\$115,785.12	\$13,500.00	\$36,921.25	\$390,634.86	\$183,594.14

Amount Approved for Payment

*[Handwritten Signature]*

Approved for Payment

Loop Account 280003609

*12/10/2012*  
Date

Prepared by:  
P. Rodriguez, PE  
Tx PE # 85,567  
12/10/2012



**HCRMA**  
HIDALGO COUNTY REGIONAL MOBILITY AUTHORITY



## REQUEST FOR RECOMMENDATION ON PAYMENT

To: Dannenbaum Engineering  
Attn: Louis Jones, HCRMA Project Manager  
1109 Nolana Loop, Suite 208  
McAllen, Texas 78504

Month and Year	October 2012
Contractor	First Southwest
Project/WA	Preliminary T&R and Segments A&B TENT: 4255002
Invoice #	7095
Amount	\$30,704.90
Date Sent	11/29/2012

Date Received	
Received by	
Recommendation:	<input checked="" type="checkbox"/> Approval <input type="checkbox"/> Disapproval
Comments (if any):  <i>None. Project working as per contract.</i>  <i>Approved for Payment</i> <i>12/10/2012</i>  <i>[Signature]</i>  <i>11/30/12</i>	
Louis Jones, HCRMA Program Manager	Date

Please return this form via email to [fkoll@hcrma.net](mailto:fkoll@hcrma.net)



November 21, 2012  
Account Number: 4255002

Invoice Number: 7095  
Richard Ramirez

## Invoice

Mr. Pilar Rodriguez  
118 S. Cage Blvd, 4th Floor  
Pharr, Texas 78577

Re: Hidalgo County Regional Mobility Authority  
\$30,000,000 Hidalgo Co. Reg Mobility Auth, TX: Preliminary T&R and Segments A&B TENT:  
4255002

### *Fees And Expenses Incurred*

See Invoice Attached

\$30,704.90

Total

\$30,704.90

Pay Only

P.R.

12/10/2012

Loop Account #

~~280003906~~

280003609

P.R.

### **Please Remit Payment To:**

First Southwest Company  
325 North St. Paul, Suite 800  
Dallas, Texas 75201

### **Wiring Instructions**

The Bank of New York  
1 Wall Street  
New York, NY 10012  
ABA Number: 021-000-018  
Account Name: First Southwest Company  
Account Number: 890 0271 779  
Reference: 4255002




# Invoice

Tollway Towers North. Suite 870  
15770 North Dallas Parkway.  
Dallas, TX 75248

Invoice #: 51282  
Invoice Date: 11/20/2012  
Due Date: 12/20/2012

## Bill To:

First Southwest, Co.  
Mr. Richard Ramirez.  
Managing Director  
325 N.St. Paul Street, Suite 800  
Dallas, TX. 75201-3852

Description	Hours/Qty	Rate	Amount
HCRMA 4 HIDALGO LOOP INTERMEDIATE T&R STUDY			
10% of \$ 209,677.00 Project Advance		20,967.70	20,967.70
US83/US281 INTERCHANGE LOS ANALISYS			
5% of \$ 57,706.00 Project Advance		2,885.30	2,885.30
SH365 LOS ANALISYS			
10% of \$ 68,519.00 Project Advance		6,851.90	6,851.90
Corresponding to the works performed from October 1st. to 31st., 2012 Accordingly with the attached Progress Report			
<p> \$ 20,967.70 T+R Update  \$ 2,885.30 US 83/281 LOS  <u>6,851.90 SH 365 LOS</u>  \$9,737.20 </p> <p>   12/10/2012 </p>			

Please deposit payment in JPMorgan Chase Bank, N.A.  
ABA# 111000614 Acct. # 742262413

**Total** \$30,704.90

**Payments/Credits** \$0.00

**Balance Due** \$30,704.90

Phone #

214-764--2896



Tollway Towers North  
15770 North Dallas Parkway  
Suite 870  
Dallas, TX 75248  
Tel: 214-245-5300  
Fax: 214-889-5049

## Progress Report

Shahram "Sam" Bohtuli, Ph.D., PE  
Project Manager

Email: sbhtuli@candm-associates.com

**Date:** November 16, 2012

**To:** Mr. Richard Ramirez, First Southwest

**Subject:** HCRMA4 - Hidalgo Loop (SH 365, IBTC and Segment D) Intermediate Level Traffic & Revenue Study Progress report

**Project Label:** HCRMA4

**Period:** October 1, 2012 to October 31, 2012

**Supporting Invoice:** 51282

---

### Summary of Work Completed during this period of October 1, 2012 to October 30, 2012:

C&M is performing an intermediate level traffic and revenue study for SH 365 (called TCC earlier), IBTC and Segment D of Hidalgo Loop. This is an update of the 2010 investment grade study for IBTC and TCC. During the period from October 1 to October 30, 2012, C&M made progress in items below

❖ Opening year and future year modeling:

- 2018, 2020, 2028 and 2035 models were run with build and no build and the resultant traffic volumes were analyzed using screenline analysis.
- Preliminary traffic forecast was finalized in detail.
- C&M also put together Traffic and Revenue sheet and finalized the post processing assumptions.

❖ Documentation:

- Maps and other illustrations for the report were finalized.
- Modeling chapter and worked on documenting the model development procedure is finalized

❖ Progress of US 83/US 281 interchange LOS analysis:

- Micro simulation results are completely



HCRMA4 Progress Report

Period: October 1, 2012 to October 30, 2012

incorporated in the regional Travel Demand Model

❖ Progress of SH 365 LOS analysis:

- Draft report documenting the results of the LOS analysis is finalized and sent for review.

As shown in the following table, overall project progress was about 90%. Progress of the US 83/US 281 interchange LOS analysis study was about 85%. Progress of the SH 365 LOS analysis study was about 80%.

**Table 1. HCRMA4 Project – Progress by Task**

Task	Task Description	Task Proportion	Project Progress		
			Up to last Period	This Period	Accumulative
Task 1	Project Management / Quality Assurance	7%	80%	10%	90%
Task 2	Existing Information Update	5%	100%	0%	100%
Task 3	Field Work and Surveys	10%	100%	0%	100%
Task 4	Socio-Economic Update	10%	100%	0%	100%
Task 5	Travel Demand Modeling Update	20%	100%	0%	100%
Task 6	Opening Year Traffic Modeling	8%	90%	10%	100%
Task 7	Future Year Traffic Modeling	10%	70%	20%	90%
Task 8	Sensitivity/Scenario Analysis	10%	50%	15%	65%
Task 9	Traffic and Revenue Forecast	10%	50%	30%	80%
Task 10	Documentation	10%	50%	20%	70%

<b>Total Progress</b>	<b>80%</b>	<b>10%</b>	<b>90%</b>
-----------------------	------------	------------	------------

**Additional Studies**

Task	Task Description	Task Proportion	Task Progress		
			Up to last Period	This Period	Accumulative
Task A	US 83/US 281 Interchange LOS Analysis	100%	80%	5%	85%
Task B	SH 365 LOS Analysis	100%	70%	10%	80%

Respectfully submitted by:

Shahram Bohluli

Project Manager







**HCRMA**  
HIDALGO COUNTY REGIONAL MOBILITY AUTHORITY



## REQUEST FOR RECOMMENDATION ON PAYMENT

To: Dannenbaum Engineering  
Attn: Louis Jones, HCRMA Project Manager  
1109 Nolana Loop, Suite 208  
McAllen, Texas 78504

Month and Year	October 2012
Contractor	First Southwest
Project/WA	La Joya Relief Route 1, Phase 1 Sketch Level T&R Study
Invoice #	7094
Amount	\$6,216.35
Date Sent	11/29/2012

Date Received		
Received by		
Recommendation:	<input checked="checked" type="checkbox"/> Approval	<input type="checkbox"/> Disapproval
Comments (if any):		
<div style="text-align: center;">  </div> <div style="text-align: right;"><p>Approved for Payment  12/10/2012</p><p> Date 12/4/12</p></div>		
Louis Jones, HCRMA Program Manager		Date

Please return this form via email to [fkoll@hcrma.net](mailto:fkoll@hcrma.net)



November 21, 2012  
Account Number: 4255003

Invoice Number: 7094  
Richard Ramirez

## Invoice

Mr. Pilar Rodriguez  
118 S. Cage Blvd, 4th Floor  
Pharr, Texas 78577

Re: Hidalgo County Regional Mobility Authority  
\$ La Joya Relief Route 1, Phase 1 Sketch Level traffic & Revenue Study

### *Fees And Expenses Incurred*

See Invoice Attached

\$6,216.35

Total

\$6,216.35

Pay Over  
12/10/2012  
Loop Account #  
~~280003706~~ P.R.  
280003409

### **Please Remit Payment To:**

*First Southwest Company  
325 North St. Paul, Suite 800  
Dallas, Texas 75201*

### **Wiring Instructions**

*The Bank of New York  
1 Wall Street  
New York, NY 10012  
ABA Number: 021-000-018  
Account Name: First Southwest Company  
Account Number: 890 0271 779  
Reference: 4255003*

214-764--2896



Tollway Towers North  
15770 North Dallas Parkway  
Suite 870  
Dallas, TX 75248  
Tel: 214-295-4819  
Fax: 214-889-5049

## Progress Report

**Sandip Faldu, P.E.**  
Project Manager

Email: [sfaldu@candm-associates.com](mailto:sfaldu@candm-associates.com)

**Date:** November 16, 2012

**To:** Mr. Richard Ramirez, First Southwest

**Subject:** La Joya Relief Route - Intermediate Traffic & Revenue Study Progress Report

Submitted to: First Southwest

Period: October 1, 2012 to October 31, 2012

Supporting Invoice: 51281

---

### **Brief Summary of Work Completed during this period of October 1, 2012 to October 31, 2012:**

During this period C&M completed the modeling process, conducted sensitivity analyses, worked on final traffic and revenue forecasts and completed the draft report for the study.

#### **Detailed Tasks:**

- ❖ Travel demand modeling and forecasts (Tasks 8 and 9):
  - C&M performed a sensitivity analysis of toll revenue to toll rate increases, and conducted an infrastructure sensitivity analyses. C&M also developed annual traffic and revenue series for the 40 year concession period using a set of post-processing assumptions.
- ❖ Documentation: (Task 10)
  - Completed documenting project introduction, data collection and analyses, socioeconomic evaluation, modeling methodology and traffic forecast for the draft study report.

### **Brief Summary of Work to be completed during the next month:**

In the next month, C&M is planning to work on the following tasks



Complete any additional sensitivity/scenario analyses and finalize T&R forecast.

- Complete internal review of the Draft T&R report and submit to client for review.

As shown in the following table, overall project progress was about 95%.

**Table 1. La Joya Relief Route Project – Progress by Task**

Task	Task Description	Task Proportion	Project Progress		
			Up to last Month	This Month	Accumulative
C&M LABOR:					
Task 1	Project Management / Quality Assurance	6%	90%	5%	95%
Task 2	Existing Information Update	11%	100%	0%	100%
Task 3	Field Work and Surveys	11%	100%	0%	100%
Task 4	Socio-Economic Update	8%	100%	0%	100%
Task 5	Travel Demand Modeling Update	11%	100%	0%	100%
Task 6	Opening Year Traffic Modeling	8%	100%	0%	100%
Task 7	Future Year Traffic Modeling	8%	100%	0%	100%
Task 8	Sensitivity/Scenario Analysis	8%	90%	5%	95%
Task 9	Traffic and Revenue Forecast	11%	60%	20%	80%
Task 10	Documentation	17%	75%	10%	85%
Total Progress			90%	5%	95%

Respectfully submitted by:

Sandip Faldu  
Project Manager



November 27, 2012  
Account Number: 4255002

Invoice Number: 7114  
Richard Ramirez

## Invoice

Mr. Pilar Rodriguez  
118 S. Cage Blvd, 4th Floor  
Pharr, Texas 78577

Re: Hidalgo County Regional Mobility Authority

### *Fees And Expenses Incurred*

Out of Pocket Expenses	\$16,080.55
------------------------	-------------

Total	<u>\$16,080.55</u>
-------	--------------------

Pay Only

12/10/2012

Loop Account #  
280003609

### **Please Remit Payment To:**

*First Southwest Company  
325 North St. Paul, Suite 800  
Dallas, Texas 75201*

### **Wiring Instructions**

*The Bank of New York  
1 Wall Street  
New York, NY 10012  
ABA Number: 021-000-018  
Account Name: First Southwest Company  
Account Number: 890 0271 779  
Reference: 4255002*

# ***FirstSouthwest Out of Pocket Expenses***

***Client: Hidalgo County Regional Mobility Authority***

1/1/12 through 11/15/12

<u>Year</u>	<u>Expense Category</u>	<u>Amount</u>
<b>2012</b>		
	Travel	\$ 10,688.23
	Hotel	2,440.79
	Meals	2,757.69
	Other*	193.84
	<b>Total 2011</b>	<b>\$ 16,080.55</b>

**Total 2009-2011**

## ***Employee***

Ramirez, Richard	\$ 9,988.18
Madres, Troy	6,092.37
<b>Total Employees</b>	<b>\$ 16,080.55</b>

\*Other includes printing, office supplies, and faxes

L&G Engineering - SH 365 Segment 1  
\$5,887,542.43 Maximum payable fee

Maximum fee minus approved WA \$4,577,810.89

	Approved WA Amount	Invoice Date							WA Total Billed	WA Balance
		5/25/2012	7/5/2012	8/1/2012	9/4/2012	10/3/2012	10/31/2012	11/30/2012		
WA#1	\$998,837.67	\$111,770.62	\$114,043.63	\$110,921.36	\$108,063.46	\$114,434.74		\$47,242.33	\$806,476.14	\$392,361.53
Supp#1	\$310,893.87						\$102,011.62	\$58,549.48	\$160,561.10	\$150,332.77
								<u>\$105,791.81</u>		
								Amount Approved for Payment		

Approved for Payment \_\_\_\_\_

12/13/2012 \_\_\_\_\_

Date

Loop Account # 280003609

Prepared by:  
P. Rodriguez, PE  
Tx PE #85,567  
12/13/2012




**HCRMA**  
HIDALGO COUNTY REGIONAL MOBILITY AUTHORITY

## REQUEST FOR RECOMMENDATION ON PAYMENT

To: Dannenbaum Engineering  
Attn: Louis Jones, HCRMA Project Manager  
1109 Nolana Loop, Suite 208  
McAllen, Texas 78504

Month and Year	November 2012
Contractor	L&G Consulting Engineers Inc
Project/WA	SH 365 Segment 1
Invoice #	11324328
Amount	\$105,791.81
Date Sent	12/05/2012

Date Received	
Received by	
Recommendation:	<input checked="checked" type="checkbox"/> Approval <input type="checkbox"/> Disapproval
Comments (if any):	<p>1 - 12</p> <p>12/13/2012</p> <p>Loop Account #</p> <p>280003609</p>
 Louis Jones, HCRMA Program Manager	<p>12/6/12</p> Date

**L & G Consulting Engineers Inc**  
**2100 W. Expressway 83**  
**Mercedes, TX 78570**  
**(956)565-9813 Fax (956)565-9018**

**INVOICE#:** 11324328  
**INVOICE DATE:** 11/30/2012

**BILL TO:**

Hidalgo County RMA  
 118 S. Cage Blvd, 4th Floor  
 Pharr, TX 78577

**JOB:**120301

**SH365/TCC - Segment #1**  
**WA#1**

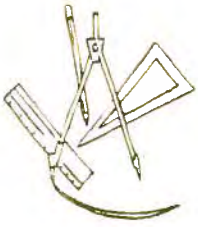
DESCRIPTION	CONTRACT	PREVIOUS APPLICATIONS	CURRENT COMPLETED	TOTAL COMPLETED	% COMPL	BALANCE TO FINISH
<b>Engineering services for the month of November 2012.</b>						
Task 1 - Value Eng Participation	20,521.20			0.00	0.0	20,521.20
Task 2 - 2 Schematics	310,479.89	263,907.91	15,523.99	279,431.90	90.0	31,047.99
Task 3 - Public Involment	15,209.14			0.00	0.0	15,209.14
Task 4 - ROW Coordination	21,998.73			0.00	0.0	21,998.73
Task 5 - Pavement Design	29,831.96	10,441.19	4,474.79	14,915.98	50.0	14,915.98
Task 6 - Special Coordination	64,970.12	32,485.06		32,485.06	50.0	32,485.06
Task 7 - Geo Laboratory/Sub	50,000.00	10,000.00	25,000.00	35,000.00	70.0	15,000.00
Task 8 - Route & Design Studies	44,871.07	38,140.41	2,243.55	40,383.96	90.0	4,487.11
Task 9 - Utility Adjustment	175,523.69	87,761.85		87,761.85	50.0	87,761.84
Task 10- Field Survey	24,297.10			0.00	0.0	24,297.10
FC 161 - Drainage	232,994.77	116,497.39		116,497.39	50.0	116,497.38
Direct Expenses	8,140.00			0.00	0.0	8,140.00
<b>TOTALS:</b>	<b>998,837.67</b>	<b>559,233.81</b>	<b>47,242.33</b> ✓	<b>606,476.14</b> ✓	<b>60.7</b>	<b>392,361.53</b> ✓
<b>Supplemental #1 to Work Authrization #1</b>						
Task 2 - 2 Schematics	100,202.09	65,131.36	25,050.52	90,181.88	90.0	10,020.21
Task 3 - Public Involment	6,399.68	0.00		0.00	0.0	6,399.68
Task 4 - ROW Coordination	1,964.17	0.00		0.00	0.0	1,964.17
Task 6 - Special Coordination	9,155.39	2,288.85	2,288.85	4,577.70	50.0	4,577.69
Task 7 - Geo Laboratory/Sub	20,000.00	0.00		0.00	0.0	20,000.00
Task 8 - Route & Design Studies	12,940.08	8,411.05	3,235.02	11,646.07	90.0	1,294.01
Task 9 - Utility Adjustment	65,450.90	26,180.36	6,545.09	32,725.45	50.0	32,725.45
Task 10- Field Survey	9,061.58	0.00		0.00	0.0	9,061.58
FC 161 - Drainage	85,719.98	0.00	21,430.00	21,430.00	25.0	64,289.98
<b>TOTALS:</b>	<b>310,893.87</b>	<b>102,011.62</b>	<b>58,549.48</b> ✓	<b>160,561.10</b> ✓	<b>51.6</b>	<b>150,332.77</b> ✓
<b>GRAND TOTAL:</b>	<b>1,309,731.54</b>	<b>661,245.43</b>	<b>105,791.81</b>	<b>767,037.24</b>		<b>542,694.30</b>

  
 PROJECT MANAGER'S SIGNATURE

*12/13/2012*  
*Keep Acct*  
*280003609*

ORIGINAL CONTRACT SUM	\$	998,837.67
CHANGE BY CHANGE ORDER	\$	310,893.87
CONTRACT SUM TO DATE	\$	1,309,731.54
TOTAL COMPLETED TO DATE	\$	767,037.24
LESS PREVIOUS INVOICES	\$	661,245.43
CURRENT PAYMENT DUE	\$	105,791.81

*Pay Only ↑*



Mr. Pilar Rodriguez – Executive Director HCRMA  
**Attn: Mr. Louis Jones – Program Manager HCRMA**  
Hidalgo County Regional Mobility Authority  
118 S. Cage Blvd., 4<sup>th</sup> Floor  
Pharr, Texas 78577

**RE: Work Authorization #1 on SH365 Segment #1 - Invoice #11324328**

Dear Mr. Jones,

Attached for your review and approval is our invoice for the services rendered during the month of November 2012 on the subject referenced project. All working files have been electronically uploaded to the PM's FTP Site in a folder named "L&G Upload 12-5-12".

The following is attached:

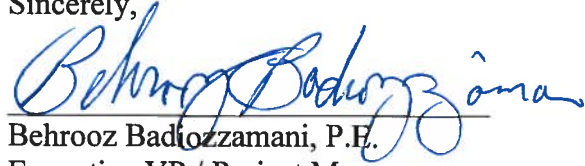
- L & G's Invoice #11324328
- SH365 Segment 1 Supplemented Schematic from FM 1016 to East of McColl – 90% Submittal
- TxDOT Pharr District Schematic Guideline Checklist – SH365 Specific
- Page 3 of TxDOT Form 1002 (Proposed Basic Design Data) – SH365 Specific
- SH365 Ultimate Cross-Sections for ROW Determination (11 X 17)
- SH365 Revised Hydrologic Map w/ Supplemented Limits from FM396 to FM1016
- Final Design Summary Reports (DSR) (1 for Original Scope and 1 for Supplemental)
- Pavement Design (FPS 21 Format) & Narrative
- Updated Boring Schedule, Boring Logs, & Pavement Design Schematics

TASK		% COMPL
<b>TASK #2 – Schematics (4 Lane Facility)</b>	L&G	90%
<b>Updated</b> – L&G has finalized the schematic along with the cross-sections for ROW determination and is submitting a hard copy of both work products as an official 90% submittal for review.		
<b>SUPPLEMENTAL #1 - TASK #2 – Schematics (4 Lane Facility)</b>	L&G	90%
<b>Updated</b> – L&G has included the supplemental limits to the schematic and finalized it along with the cross-sections for ROW determination and is submitting a hard copy of both work products as an official 90% submittal for review.		
<b>TASK #5 – Pavement Design (Entire Project Limits)</b>	L&G	50%
<b>Updated</b> – L&G has developed a TxDOT FPS pavement design for ML based on the traffic previously provided by TxDOT and the ongoing soils investigation. This information has been provided to the PM for review/approval (correspondence w/ PM has also been conducted). L&G has made a recommendation on Ramps/Frontage Roads as well. The information is to be utilized in project construction cost estimates. Final FPS will be conducted upon receipt of final traffic from TxDOT/PM.		

<b>TASK #6 – Special Coordination &amp; Tasks</b>	<b>L&amp;G</b>	<b>50%</b>
<b>No Update – (See Progress Report Dated 10-3-12)</b>		
<b>SUPPLEMENTAL #1 - TASK #6 – Special Coordination &amp; Tasks</b>	<b>L&amp;G</b>	<b>50%</b>
<b>Updated</b> - L&G has continued to coordinate with various parties involved with the supplemented limits of the project. Those entities include, but are not limited to, HCDD#1, Hunt Development, City of Mission, HCRMA, HCRMA PM and TxDOT.		
<b>TASK #7 – Geotechnical Drilling &amp; Testing</b>	<b>L&amp;G Lab</b>	<b>70%</b>
<b>Updated</b> – L&G has drilled, tested & analyzed 29 of 35 Borings (Pending only 16-17 where ROE is not in place and 32-35 at S. of Dicker Rd.). L&G has produced 2 pavement boring schematics (showing soil type & consistency, soil sulfate content and recommended lime treatment for subgrade) and Boring Logs in TxDOT Wincore format (all items noted are attached to this Progress Report/Invoice).		
<b>TASK #8 – Route &amp; Design Studies</b>	<b>L&amp;G</b>	<b>90%</b>
<b>Updated</b> – L&G has finalized the alignment which is included in the 90% schematic submittal. L&G has coordinated the alignment with the PM and all entities involved.		
<b>SUPPLEMENTAL #1 - TASK #8 – Route &amp; Design Studies</b>	<b>L&amp;G</b>	<b>90%</b>
<b>Updated</b> - L&G has finalized the alignment of the supplemented limits of the project and has included it in the 90% schematic submittal. L&G has coordinated the alignment with the PM and all entities involved.		
<b>TASK #9 – Utility Adjustments</b>	<b>L&amp;G</b>	<b>50%</b>
<b>No Update – (See Progress Report Dated 10-3-12)</b>		
<b>SUPPLEMENTAL #1 - TASK #9 – Utility Adjustments</b>	<b>L&amp;G</b>	<b>50%</b>
<b>Updated</b> – L&G continues to meet with the affected utility companies and update the utility matrix based on the results of those meetings. L&G has placed all of the identified utility lines on the 90% schematic submittal.		
<b>FC161 - Drainage</b>	<b>L&amp;G</b>	<b>50%</b>
<b>No Update – (See Progress Report Dated 10-3-12)</b>		
<b>SUPPLEMENTAL #1 - FC161 - Drainage</b>	<b>L&amp;G</b>	<b>25%</b>
<b>Updated</b> – L&G is working on a revised hydrologic map including the drainage areas for the section from FM 396 to FM 1016 (submitted along with this progress report as reference). We have determined the outfall locations for this section of the project and the overall drainage plan for this area. We continue to work on the overall watershed calculations.		

Should you have any questions regarding this submittal or would like clarification on any aspect of the project, please do not hesitate to call me at (956) 583-7117.

Sincerely,



Behrooz Badrozzamani, P.E.  
Executive VP / Project Manager  
L&G Engineering

HIDALGO COUNTY REGIONAL MOBILITY AUTHORITY  
PAYMENT SUMMARY

S&B Infrastructure  
\$4,363,952.51 Maximum payable fee

Maximum fee minus approved WA \$3,476,665.00

	Approved WA Amount	8/29/2012	10/3/2012	12/6/2012	Invoice Date
WA#1	\$887,287.51	\$167,442.06	\$74,917.69	\$108,098.03	
				<u>\$108,098.03</u>	

Amount Approved for Payment

WA  
Total Billed  
\$350,457.78  
WA  
Balance  
\$536,829.73



Approved for Payment



Date

Loop Account # 280003609

Prepared by:  
P. Rodriguez, PE  
Tx PE #85,567  
12/13/2012




**HCRMA**  
HIDALGO COUNTY REGIONAL MOBILITY AUTHORITY



## REQUEST FOR RECOMMENDATION ON PAYMENT

To: Dannenbaum Engineering  
Attn: Louis Jones, HCRMA Project Manager  
1109 Nolana Loop, Suite 208  
McAllen, Texas 78504

Month and Year	November 2012
Contractor	S&B Infrastructure
Project/WA	SH365/Seg2/WA1
Invoice #	U1695.100-03
Amount	\$108,098.03
Date Sent	12/06/2012

Date Received	
Received by	
Recommendation:	<input checked="" type="checkbox"/> Approval <input type="checkbox"/> Disapproval
Comments (if any):	
<p><u>Backlog Received - Status OK</u></p> <p>12/13/2012 Loop Account # 280003609</p> <p><u>12/13/12</u></p>	
 Louis Jones, HCRMA Program Manager	Date

Please return this form via email to [fkoll@hcrma.net](mailto:fkoll@hcrma.net)

✓

INVOICE

December 6, 2012

Regional Mobility Authority

Hidalgo County RMA  
 PO Box 1766  
 Pharr, TX 78577

Attention: Flor E. Koll

Project Description: SH365/TCC Modified Segment 2

WORK AUTHORIZATION NO. 1 AMOUNT: \$887,287.51 TYPE: LS

Invoice No.: U1695.100-03

Invoice Period: 09/30/12 through 12/01/12

FUNCTION CODE	AUTHORIZED LIMIT	PERCENT COMPLETE	INVOICED TO DATE	PREVIOUSLY INVOICED	AMOUNT THIS INVOICE
PS&E					
110	251,248.08	70.61%	177,408.01	122,878.11	54,529.90
120	25,675.44	0.00%	0.00	0.00	-
130	133,030.69	3.11%	4,135.97	4,135.97	-
161	377,193.88	33.99%	128,219.06	95,349.92	32,869.14
162	10,260.43	60.00%	6,156.26	2,052.09	4,104.17
163	17,419.93	30.50%	5,312.77	1,741.99	3,570.78
164	72,459.06	40.33%	29,225.71	16,201.67	13,024.04
	<u>887,287.51</u>		<u>350,457.78</u> ✓	<u>242,359.75</u> ✓	<u>108,098.03</u> ✓

AMOUNT DUE THIS INVOICE:

\$ 108,098.03

Pay Only

12/13/2012  
 Loop Account #  
 280003609


**S&B**

**INFRASTRUCTURE, LTD.**

Engineering Management Technology

*I hereby certify that the attached invoice is true and correct, and that all services indicated have been provided.*

S & B INFRASTRUCTURE, LTD.



Daniel O. Rios, P.E., Senior Vice President  
Project Manager

IN ACCORDANCE WITH OUR CONTRACT,  
PLEASE REMIT: **\$108,098.03**

S & B INFRASTRUCTURE, LTD.  
P. O. Box 201013  
Houston, Texas 77216-1013

Payment Due: January 5, 2013

FUNCTION CODE	DESCRIPTION from Exhibit "B"	FIRM	PERCENT COMPLETE	ESTIMATED FEE	INVOICED TO DATE	PREVIOUSLY INVOICED	AMOUNT DUE THIS INVOICE
	LABOR						
110	ROUTE AND DESIGN STUDIES						
	Route Location Studies (Dicker Road to US 281)	S&BI	95%	\$34,273.84	\$32,560.15	\$29,132.76	\$3,427.39
	Develop Roadway Design Criteria	S&BI	100%	\$464.72	\$464.72	\$464.72	\$0.00
	Preliminary Cost Estimates	S&BI	95%	\$7,203.04	\$6,842.89	\$5,762.43	\$1,080.46
	Design Schematic (McColl Road to US 281)	S&BI	80%	\$133,319.20	\$106,655.36	\$66,659.60	\$39,995.76
	Preliminary ROW Requirements based on Cross Sections	S&BI	80%	\$27,447.44	\$21,957.95	\$13,723.72	\$8,234.23
	Design Concept Conference	S&BI	100%	\$5,403.80	\$5,403.80	\$5,403.80	\$0.00
	Assist in preparation and review Design Concept Conference Meeting Notes & DSR	S&BI	100%	\$1,731.08	\$1,731.08	\$1,731.08	\$0.00
	Value Engineering Study						
	Development of project drivers, constraints, decisions and commitments	S&BI		\$3,921.10	\$0.00	\$0.00	\$0.00
	Development of functional areas, brain storming of ideas to be considered	S&BI		\$3,921.10	\$0.00	\$0.00	\$0.00
	Development of advantages and disadvantages for each functional area	S&BI		\$3,921.10	\$0.00	\$0.00	\$0.00
	Presentation of findings and development of report	S&BI		\$3,921.10	\$0.00	\$0.00	\$0.00
	Attendance of study	UCE		\$7,800.00	\$0.00	\$0.00	\$0.00
	Relocation of Floodway Levee Analysis	S&BI	10%	\$17,920.56	\$1,792.06	\$0.00	\$1,792.06
	Sub Total (F.C. 110-Route and Design Studies)			\$251,248.08	\$177,408.01	\$122,878.11	\$54,529.90
120	SOCIAL, ECONOMIC, AND ENVIRONMENTAL STUDIES, AND PUBLIC INVOLVEMENT						
	General FC 120 Categories						
	Assist PM for 2 Public Meetings	S&BI		\$13,592.88	\$0.00	\$0.00	\$0.00
	Attend 2 Public Meetings	S&BI		\$3,020.64	\$0.00	\$0.00	\$0.00
	Attend and Assist at stakeholders meetings	S&BI		\$9,061.92	\$0.00	\$0.00	\$0.00
	Sub Total (F.C. 120) Labor			\$25,675.44	\$0.00	\$0.00	\$0.00
130	RIGHT-OF-WAY DATA						
3							
	Oversight of Subcontractor	S&BI	20%	\$20,679.84	\$4,135.97	\$4,135.97	\$0.00
	Special Utility Details (Water & Sanitary Sewer)	SEA		\$22,922.85	\$0.00	\$0.00	\$0.00
	Utility Adjustments-Evaluate Conflicts & preliminary drawings for Agreements (See DOS man-hours for breakdown	DOS		\$89,428.00	\$0.00	\$0.00	\$0.00
	Sub Total (F.C. 130) Labor			\$133,030.69	\$4,135.97	\$4,135.97	\$0.00
161	DRAINAGE						
	Drainage Area Maps - determine and calculate Overall and Individual Maps	S&BI	90%	\$15,626.48	\$14,063.83	\$14,063.83	\$0.00
	Hydrologic data/discharge determination Existing and Proposed	S&BI	75%	\$16,613.44	\$12,460.08	\$9,968.06	\$2,492.02
	Hydraulic Computations - Storm sewers/inlets/culverts---Sizing	S&BI	75%	\$64,958.04	\$48,718.53	\$38,974.82	\$9,743.71
	Hydraulic Reports (Roadway Improvements)	S&BI	60%	\$13,697.40	\$8,218.44	\$6,218.44	\$0.00
	FEMA floodway requirements	S&BI	60%	\$9,642.64	\$5,785.58	\$3,857.06	\$1,928.52
	Outfall channel(s) outside ROW - analyze exist. or prop.	S&BI	60%	\$33,779.52	\$20,267.71	\$20,267.71	\$0.00
	Levee Relocations	S&BI	20%	\$60,006.56	\$12,001.31	\$0.00	\$12,001.31
	Levee Mitigation	S&BI	20%	\$33,517.92	\$6,703.58	\$0.00	\$6,703.58
	Scour Calculation at pilot channel	S&BI		\$10,920.72	\$0.00	\$0.00	\$0.00
	Bridge Modeling within Floodway	S&BI		\$85,508.68	\$0.00	\$0.00	\$0.00
	Hydraulic Reports (Floodway and Levee Relocation)	S&BI		\$13,955.92	\$0.00	\$0.00	\$0.00

FUNCTION CODE	DESCRIPTION from Exhibit "B"	FIRM	PERCENT COMPLETE	ESTIMATED FEE	INVOICED TO DATE	PREVIOUSLY INVOICED	AMOUNT DUE THIS INVOICE
	IBWC Coordination	S&B		\$18,966.56	\$0.00	\$0.00	\$0.00
	Sub Total (F.C. 161) Labor			\$377,193.88	\$128,219.06	\$95,349.92	\$32,869.14
162	SIGNING, MARKINGS AND SIGNALIZATION						
	Signing Layouts	S&B	60%	\$10,260.43	\$6,156.26	\$2,052.09	\$4,104.17
	Sub Total (F.C. 162) Labor			\$10,260.43	\$6,156.26	\$2,052.09	\$4,104.17
163	MISCELLANEOUS ROADWAY						
	Traffic Control Plan	S&B	50%	\$6,095.93	\$3,047.97	\$609.59	\$2,438.38
	Estimates for Utilities	S&B	20%	\$11,324.00	\$2,264.80	\$1,132.40	\$1,132.40
	Sub Total (F.C. 163) Labor			\$17,419.93	\$5,312.77	\$1,741.99	\$3,570.78
164	GENERAL COORDINATION						
	Project Manager (Proj Coord)(3 HRS/MK)	S&B	50%	\$10,688.56	\$5,344.28	\$3,206.57	\$2,137.71
	Project Manager Weekly Meeting (Prog. Rpts)	S&B	50%	\$3,485.40	\$1,742.70	\$1,045.62	\$697.08
	Proj. Meetings (30% & 100% Submittals)	S&B	30%	\$1,887.90	\$566.37	\$0.00	\$566.37
	Project Meetings and Monthly Coordination	S&B	50%	\$10,486.00	\$5,243.00	\$3,145.80	\$2,097.20
	Prepare Proj. Meetings Notes	S&B	50%	\$1,463.92	\$731.96	\$439.18	\$292.78
	Project Secretary/CLERICAL (2 hrs/week)	S&B	50%	\$11,316.08	\$5,658.04	\$3,394.82	\$2,263.22
	Sub Total (F.C. 164) Labor			\$39,327.86	\$19,286.35	\$11,231.99	\$8,054.36
	Total (F.C. 110-170) Labor			\$854,156.31	\$340,518.42	\$237,390.07	\$103,128.35
	NON LABOR						
	FedEx Courier	S & B (nl)	50%	\$660.00			
	Schematic Plots for Submittal	S & B (nl)	50%	\$3,000.00			
	Reimbursable Expenses	DOS		\$9,000.00			
	Reimbursable Expenses	UCE		\$1,300.00			
	Mounting of Schematic for Public Hearing	S & B (nl)		\$5,000.00			
	Outside Reproduction Reports	S & B (nl)	50%	\$2,500.00			
	Newspaper Advertisements for Bidding	S & B (nl)		\$0.00			
	Posting of Bidding Documents on Website	S & B (nl)		\$0.00			
	Paper Copies of 30% and 100% Submittals	S & B (nl)		\$0.00			
	Mylar Plots Outside reproduction (Plan Sets)	S & B (nl)		\$0.00			
	Travel-Mileage	S & B (nl)		\$408.00			
	Travel to District & RMA Office-Mileage	S & B (nl)	50%	\$163.20			
	Travel-Lodging	S & B (nl)		\$1,200.00			
	Travel-Meals	S & B (nl)		\$0.00			
	Travel -Airfare 4 trips to El Paso	S & B (nl)		\$9,000.00			
	Travel-Rental Vehicle	S & B (nl)		\$900.00			
	Sub Total (F.C. 164) Non-Labor		30%	\$33,131.20	\$9,939.36	\$4,969.68	\$4,969.68
	PROJECT TOTAL			\$887,287.51	\$350,457.78	\$242,359.75	\$108,098.03

HIDALGO COUNTY REGIONAL MOBILITY AUTHORITY  
PAYMENT SUMMARY

TEDSI - SH 365 Segment 3  
\$1,430,733.00 Maximum payable fee

Maximum fee minus approved WA \$1,287,997.94

	Approved WA Amount	Invoice Date				WA Total Billed	WA Balance
		8/23/2012	9/28/2012	10/19/2012	11/20/2012		
WA#1	\$142,735.06	\$28,547.01	\$28,547.01	\$14,273.51	\$14,273.51	\$85,641.04	\$57,094.02
					<u>\$14,273.51</u>		

Amount Approved for Payment

 12/10/2012  
Approved for Payment Date

Loop Account # 280003609

Prepared by:  
P. Rodriguez, PE  
Tx PE #85,567  
12/10/2012





**HCRMA**  
HIDALGO COUNTY REGIONAL MOBILITY AUTHORITY



## REQUEST FOR RECOMMENDATION ON PAYMENT

To: Dannenbaum Engineering  
Attn: Louis Jones, HCRMA Project Manager  
1109 Nolana Loop, Suite 208  
McAllen, Texas 78504

Month and Year	October 2012
Contractor	TEDSI Infrastructure Group
Project/WA	SH365 Segment 3
Invoice #	20121352
Amount	\$14,273.51
Date Sent	11/29/2012

Date Received	
Received by	
Recommendation:	<input checked="checked" type="checkbox"/> Approval <input type="checkbox"/> Disapproval
Comments (if any):	
<p style="text-align: right;">Approved for Payment  12/10/2012</p> <p style="text-align: right;">11/30/12</p>	
 Louis Jones, HCRMA Program Manager	Date

Please return this form via email to [fkoll@hcrma.net](mailto:fkoll@hcrma.net)



# TEDSI INFRASTRUCTURE GROUP

**TEDSI**  
T&PE F-1840

**Consulting Engineers**  
1201 East Expressway 83 • Mission, Texas 78572  
Tel: (956) 424-7898  
Fax: (956) 424-7022

November 20, 2012

Project No: 2012-1115-01

Invoice No: 20121352

Ms. Pilar Rodriguez  
Hidalgo County Regional Mobility Authority  
P. O. Box 1766  
Pharr, TX 78577

Project 2012-1115-01 HCRMA SH 365 Segment 3 at US 281 Military Highway

## Limits of Proposed Work:

1. Along US 281 from Spur 600 to FM 2557
2. 1 Road from BSIF connection to Highline Road
3. San Juan Road from BSIF connection to Highline Road

## Professional Services from October 01, 2012 to October 31, 2012

### Fee

Billing Phase	Fee	Percent Complete	Earned	Previous Fee Billing	Current Fee Billing
Route & Design Studies (FC 110)	140,615.06	60.00	84,369.04	<del>70,907.53</del> <b>71,367.53 P.R.</b>	14,061.51
Direct Expenses	2,120.00	60.00	1,272.00	1,060.00	212.00
Total Fee	142,735.06		85,641.04	<del>71,967.53</del> <b>71,367.53 P.R.</b>	14,273.51
		<b>Total Fee</b>			<b>14,273.51</b>
<b>Billing Summary</b>		<b>Current</b>	<b>Prior</b>	<b>To-Date</b>	
Total Billings		14,273.51	71,367.53	85,641.04	
Total Fee				142,735.06	
Remaining Fee				57,094.02	
			<b>Total this Invoice</b>		<b>\$14,273.51</b>

### Outstanding Invoices

Number	Date	Balance
20121326	10/22/2012	14,273.51
<b>Total</b>		<b>14,273.51</b>

Total Now Due

\$28,547.02

**PLEASE REMIT PAYMENT TO:**  
TEDSI Infrastructure Group, Inc.  
738 Highway 6 South, Suite 430  
Houston, Texas 77079

Authorized By:


Craig F. Stong, P.E.  
Project Manager

Date:

11/20/12

12/10/2012  
Loop Account #  
280003609

pay this amount  
75K  
Pay Only

 <b>TEDSI INFRASTRUCTURE GROUP</b> <i>Consulting Engineers</i> <b>TEDSI</b> 1201 E. Expressway 83 ♦ Mission, Texas 78572 (956) 424-7898		<h1>Project Progress Report</h1>	
<b>TO:</b> Hidalgo County Regional Mobility Authority		<b>DATE:</b> Nov 19, 2012	
<b>FROM:</b> Mr. Craig F. Stong, P.E., Project Manager		<b>TEDSI PROJECT NO.:</b> 2012-1115-01	
<b>REFERENCE:</b> SH 365 Segement 3 at US 281 Military Highway			
Progress Report for Invoice No. 20121352, October 1 to October 31, 2012			

1. Revised alternatives presented according to comments received from GEC and TxDOT.
2. Developed additional alternatives for Alternative No. 2 based on comments received from GEC and TxDOT
3. Submitted revised alternative to GEC for review and comment.
4. Modified alternative per comments received from GEC.

This Page  
Intentionally  
Left Blank

Item 2C

**HIDALGO COUNTY REGIONAL MOBILITY AUTHORITY**

**AGENDA RECOMMENDATION FORM**

BOARD OF DIRECTORS	<u>  X  </u>	AGENDA ITEM	<u>  2C  </u>
PLANNING COMMITTEE	<u>          </u>	DATE SUBMITTED	<u>  12/10/12  </u>
FINANCE COMMITTEE	<u>          </u>	MEETING DATE	<u>  12/18/12  </u>
TECHNICAL COMMITTEE	<u>          </u>		

1. Agenda Item: **APPROVAL OF THE FINANCIAL REPORT FOR THE MONTH OF OCTOBER 2012**
2. Nature of Request: (Brief Overview) Attachments:   X   Yes      No  
Consideration and approval of financial report for the month of October 2012.
3. Policy Implication: Board Policy, Local Government Code, Texas Government Code, Texas Transportation Code, TxDOT Policy
4. Budgeted:      Yes   X   No      N/A  
Funding Source:
5. Staff Recommendation: **Motion to approve the Financial Report for the Month of October 2012 as presented.**
6. Program Manager's Recommendation:      Approved      Disapproved   X   None
7. Planning Committee's Recommendation:      Approved      Disapproved   X   None
8. Board Attorney's Recommendation:      Approved      Disapproved   X   None
9. Executive Director's Recommendation:   X   Approved      Disapproved      None



## ACCOUNTANT'S COMPILATION REPORT

To the Board of Directors  
Hidalgo County Regional Mobility Authority  
Weslaco, TX

We have compiled the accompanying Statement of Net Assets of Hidalgo County Regional Mobility Authority (a governmental authority) and the related Statement of Activities (accrual basis) and the Statement of Revenues, Expenditures and Changes in Fund Balances (modified accrual basis) as of and for the ten months ended October 31, 2012. We have not audited or reviewed the accompanying financial statements and, accordingly, do not express an opinion or provide any assurance about whether the financial statements are in accordance with accounting principles generally accepted in the United States of America.

Management is responsible for the preparation and fair presentation of the financial statements in accordance with accounting principles generally accepted in the United States of America and for designing, implementing, and maintaining internal control relevant to the preparation and fair presentation of the financial statements.

Our responsibility is to conduct the compilation in accordance with Statements on Standards for Accounting and Review Services issued by the American Institute of Certified Public Accountants. The objective of a compilation is to assist management in presenting financial information in the form of financial statements without undertaking to obtain or provide any assurance that there are no material modifications that should be made to the financial statements.

Management has elected to omit substantially all of the disclosures required by accounting principles generally accepted in the United States of America. If the omitted disclosures were included in the financial statements, they might influence the user's conclusions about the Authority's financial position, results of operations, and cash flows. Accordingly, these financial statements are not designed for those who are not informed about such matters.

Also, management has not presented the statement of cash flows, management's discussion and analysis information or the budgetary comparison supplementary information that the Governmental Accounting Standards Board has determined is required to supplement, although not required to be a part of, the basic financial statements.

We are not independent with respect to Hidalgo County Regional Mobility Authority.

*Salinas, Allen & Schmitt, LLP*  
Salinas, Allen & Schmitt, L.L.P.

December 11, 2012

*...providing support and solutions to problems*

**HIDALGO CO. REGIONAL MOBILITY AUTHORITY  
STATEMENT OF NET ASSETS  
OCTOBER 31, 2012**

**ASSETS**

Cash - Unrestricted	\$ 167,231.07
Cash - Restricted	4,999,594.64
Office Equipment, net	9,289.20
Accounts Receivable - VR Fees	388,640.00
Debt Issuance Cost	131,158.12
Capital Assets Not Being Depreciated	<u>29,453,347.96</u>
<b>TOTAL ASSETS</b>	<b><u>\$ 35,149,260.99</u></b>

**LIABILITIES AND NET ASSETS**

**LIABILITIES**

Due to LRGVDC	\$ 1,027.86
Accrued Interest	94,655.80
Note Payable - Hidalgo County	200,000.00
Note Payable - First National Bank	<u>12,115,151.67</u>
<b>Total Liabilities</b>	<b><u>12,410,835.33</u></b>

**NET ASSETS**

Investment in Capital Assets, Net of Related Debt	17,478,643.61
Restricted for:	
Debt Service	152,763.00
Loop Project	5,034,931.99
Unrestricted	<u>72,087.06</u>
<b>Total Net Assets</b>	<b><u>22,738,425.66</u></b>

<b>TOTAL LIABILITIES AND NET ASSETS</b>	<b><u>\$ 35,149,260.99</u></b>
---	--------------------------------

**HIDALGO CO. REGIONAL MOBILITY AUTHORITY  
STATEMENT OF ACTIVITIES  
TEN MONTHS ENDED OCTOBER 31, 2012**

	Function/Program		Total Combined
	Administration	Capital Projects	
<b>EXPENSES:</b>			
<b>Loop Project:</b>			
Administrative	\$ 2.35	\$ -	\$ 2.35
Dues & Subscriptions	10.00	-	10.00
Postage & Delivery	10.62	-	10.62
MPO Wages & Benefits	1,264.17	-	1,264.17
Insurance & Bonding	129.09	-	129.09
Meals & Entertainment	4.24	-	4.24
Training	3.00	-	3.00
Travel	115.61	-	115.61
Printing & Publications	20.01	-	20.01
Wages	6.29	-	6.29
Bank Service Charges	0.20	-	0.20
Accounting Fees	128.63	-	128.63
Legal & Professional	371.17	-	371.17
Office Supplies	63.27	-	63.27
Rental Expense	75.19	-	75.19
Repairs & Maintenance	4.92	-	4.92
Utilities	8.22	-	8.22
Telephone	18.95	-	18.95
Miscellaneous	8.22	-	8.22
<b>Total Expenses</b>	<b>2,244.15</b>	<b>-</b>	<b>2,244.15</b>
<b>PROGRAM REVENUES:</b>			
Operating Grants:			
Local Contributions	-	55,697.20	55,697.20
Vehicle Registration Fees	-	4,547,940.00	4,547,940.00
<b>CHANGE IN NET ASSETS</b>	<b>(2,244.15)</b>	<b>4,603,637.20</b>	<b>4,601,393.05</b>
Net Assets, January 1, 2012	40,605.30	18,596,524.69	18,637,129.99
<b>NET ASSETS, OCTOBER 31, 2012</b>	<b>\$ 38,361.15</b>	<b>\$ 23,200,161.89</b>	<b>\$ 23,238,523.04</b>

See accountant's compilation report.

**HIDALGO CO. REGIONAL MOBILITY AUTHORITY  
STATEMENT OF REVENUES, EXPENDITURES, AND  
CHANGES IN FUND BALANCES  
(MODIFIED ACCRUAL)  
AS OF OCTOBER 31, 2012**

	<u>General Operating Fund</u>	<u>Loop Project Fund</u>	<u>Capital Projects Vehicle Registration Fund</u>	<u>Debt Service Fund</u>	<u>Total Combined</u>
<b>REVENUES:</b>					
Local Contributions	\$ 0.00	\$ 55,697.20	\$ 0.00	\$ 0.00	\$ 55,697.20
Vehicle Registration Fees	0.00	0.00	4,547,940.00	0.00	4,547,940.00
<b>Total Revenues</b>	<u>0.00</u>	<u>55,697.20</u>	<u>4,547,940.00</u>	<u>0.00</u>	<u>4,603,637.20</u>
<b>EXPENDITURES:</b>					
Administrative	151,640.22	15,811.93	0.00	0.00	167,452.15
Accounting Fees	12,863.26	15,000.00	0.00	0.00	27,863.26
Consulting & Engineering	0.00	3,005,773.60	0.00	0.00	3,005,773.60
Insurance & Bonding	12,908.66	0.00	854.20	0.00	13,762.86
Interest Expense	0.00	14,166.70	0.00	359,106.62	373,273.32
Legal & Professional	37,117.10	147,160.51	0.00	0.00	184,277.61
Loop Project	0.00	59,891.25	0.00	0.00	59,891.25
Meals & Entertainment	424.37	0.00	0.00	0.00	424.37
Rental Expense	7,518.76	0.00	0.00	0.00	7,518.76
Repairs & Maintenance	492.47	0.00	0.00	0.00	492.47
Wages	629.27	0.00	0.00	0.00	629.27
<b>Total Expenditures</b>	<u>223,594.11</u>	<u>3,257,803.99</u>	<u>854.20</u>	<u>359,106.62</u>	<u>3,841,358.92</u>
<b>NET REVENUES</b>	<u>(223,594.11)</u>	<u>(3,202,106.79)</u>	<u>4,547,085.80</u>	<u>(359,106.62)</u>	<u>762,278.28</u>
<b>OTHER FINANCING SOURCES (USES)</b>					
Transfers In (Out)	0.00	1,500,000.00	(2,983,470.20)	1,483,470.20	0.00
<b>Total Other Financing Sources (Uses)</b>	<u>0.00</u>	<u>1,500,000.00</u>	<u>(2,983,470.20)</u>	<u>1,483,470.20</u>	<u>0.00</u>
<b>NET CHANGE IN FUND BALANCE</b>	<u>\$ (223,594.11)</u>	<u>\$ (1,702,106.79)</u>	<u>\$ 1,563,615.60</u>	<u>\$ 1,124,363.58</u>	<u>\$ 762,278.28</u>

See accountant's compilation report.

**HIDALGO CO. REGIONAL MOBILITY AUTHORITY  
STATEMENT OF REVENUES, EXPENDITURES, AND  
CHANGES IN FUND BALANCES  
FOR THE ONE MONTH ENDED OCTOBER 31, 2012**

	<u>General Operating Fund</u>	<u>Loop Project Fund</u>	<u>Capital Projects Vehicle Registration Fund</u>	<u>Debt Service Fund</u>	<u>Total Combined</u>
<b>REVENUES:</b>					
Vehicle Registration Fees	\$ 0.00	\$ 0.00	\$ 388,640.00	\$ 0.00	\$ 388,640.00
<b>Total Revenues</b>	0.00	0.00	388,640.00	0.00	388,640.00
<b>EXPENDITURES:</b>					
Administrative	11,478.32	0.00	0.00	0.00	11,478.32
Accounting Fees	1,163.26	0.00	0.00	0.00	1,163.26
Consulting & Engineering	0.00	467,096.40	0.00	0.00	467,096.40
Interest Expense	0.00	1,416.67	0.00	25,816.48	27,233.15
Legal & Professional	769.50	5,301.00	0.00	0.00	6,070.50
Rental Expense	2,815.04	0.00	0.00	0.00	2,815.04
Wages	296.61	0.00	0.00	0.00	296.61
<b>Total Expenditures</b>	<u>16,522.73</u>	<u>473,814.07</u>	<u>0.00</u>	<u>25,816.48</u>	<u>516,153.28</u>
<b>NET REVENUES</b>	(16,522.73)	(473,814.07)	388,640.00	(25,816.48)	(127,513.28)
<b>OTHER FINANCING SOURCES (USES)</b>					
Transfers In (Out)	<u>0.00</u>	<u>(500,000.00)</u>	<u>(648,347.02)</u>	<u>148,347.02</u>	<u>0.00</u>
<b>Total Other Financing Sources (Uses)</b>	0.00	(500,000.00)	(648,347.02)	148,347.02	0.00
<b>NET CHANGE IN FUND BALANCE</b>	<u>(16,522.73)</u>	<u>(973,814.07)</u>	<u>(259,707.02)</u>	<u>122,530.54</u>	<u>(127,513.28)</u>

See accountant's compilation report

Year:2012	HIDALGO CO. REGIONAL MOBILITY AUTHORITY	170407CASH		
Basis:Adjus	JAN 2012 TRIAL BALANCE & ALLOCATIONS	Page 1		
		10 Months Ended		
Account		31-Oct-12	0.99	
11010	FNB-General Operating	167,231.07		
11120	Due from LRGVDC	(1,027.86)		
11140	Interfund Receivables	89,216.94		
11200	Equipment	3,394.72		
11210	Furniture & Fixtures	3,425.84		
11220	Computer equipment/software	3,185.33		
11230	Accumulated Depreciation	(716.69)		
12135	Interfund Payables	(187.20)		
12140	Note Payable-Hidalgo Co	(200,000.00)		
12145	Accrued Expenses	-		
14000	Fund Balance	(40,605.30)		
16070	Administrative	235.00	232.65	2.35
16100	Dues & Subscriptions	1,000.00	990.00	10.00
16110	Postage & Delivery	1,062.16	1,051.54	10.62
16200	MPO Wages & Benefits	126,416.74	125,152.57	1,264.17
16220	Insurance & Bonding	12,908.66	12,779.57	129.09
16300	Meals & Entertainment	424.37	420.13	4.24
16500	Training	300.00	297.00	3.00
16600	Travel	11,561.20	11,445.59	115.61
16620	Printing & Publications	2,001.02	1,981.01	20.01
17000	Wages	629.27	622.98	6.29
17030	Bank Service Charges	20.00	19.80	0.20
17050	Accounting Fees	12,863.26	12,734.63	128.63
17100	Legal & Professional	37,117.10	36,745.93	371.17
17140	Office Supplies	6,327.16	6,263.89	63.27
17150	Rental Expense	7,518.76	7,443.57	75.19
17170	Repairs & Maintenance	492.47	487.55	4.92
17210	Utilities	821.62	813.40	8.22
17220	Telephone	1,895.08	1,876.13	18.95
17310	Miscellaneous	821.86	813.64	8.22
		224,415.73	222,171.58	2,244.15
21020	FNB-Loop Project	(78,510.11)		
21150	Debt Issuance Cost	131,158.12		
21180	Loop Project	25,610,420.82		
22135	Interfund Payables	(89,216.94)		
22145	Accrued Expenses	-		
22146	Accrued Interest	(94,655.80)		
22150	Note Payable - FNB	(12,115,151.67)		
23000	Bank Transfers	(1,000,000.00)		
24000	Fund Balance	(15,165,931.74)		
25010	Local Contributions	(55,697.20)		

[illegible]

**HIDALGO CO. REGIONAL MOBILITY AUTHORITY**  
**October 2012 General Ledger Transactions**

<b>Date</b>	<b>Reference T</b>	<b>Description</b>	<b>Beginning Balance</b>	<b>Current Amount</b>	<b>Period End Amount</b>	<b>YTD Balance</b>
<b>11010.000 FNB-General Operating</b>			133,792.52			
10/16/12	1	Cash Disbursements		(15,448.12)		
10/23/12	36	Transfer from Loop to General		49,012.21		
10/26/12	1	Cash Disbursements		(125.54)		
			October	33,438.55	167,231.07	
				<u>33,438.55</u>		167,231.07
<b>11120.000 Due from LRGVDC</b>			(1,027.86)	<u>0.00</u>		(1,027.86)
<b>11140.000 Interfund Receivables</b>			138,229.15			
10/23/12	36	Reimbursement from Loop to General		(49,012.21)		
10/31/12	7.10 J	To record interfund accounts for October allocations		16,854.11		
			October	(32,158.10)	106,071.05	
				<u>(32,158.10)</u>		106,071.05
<b>11200.000 Equipment</b>			3,394.72	<u>0.00</u>		3,394.72
<b>11210.000 Furniture &amp; Fixtures</b>			3,425.84	<u>0.00</u>		3,425.84
<b>11220.000 Computer equipment/software</b>			3,185.33	<u>0.00</u>		3,185.33
<b>11230.000 Accumulated Depreciation</b>			(716.69)	<u>0.00</u>		(716.69)
<b>12135.000 Interfund Payables</b>			(187.20)	<u>0.00</u>		(187.20)
<b>12140.000 Note Payable-Hidalgo Co</b>			(200,000.00)	<u>0.00</u>		(200,000.00)
<b>14000.000 Fund Balance</b>			(40,605.30)	<u>0.00</u>		(40,605.30)
<b>16070.000 Administrative</b>			235.00	<u>0.00</u>		235.00
<b>16100.000 Dues &amp; Subscriptions</b>			1,000.00	<u>0.00</u>		1,000.00
<b>16110.000 Postage &amp; Delivery</b>			1,062.16	<u>0.00</u>		1,062.16

**HIDALGO CO. REGIONAL MOBILITY AUTHORITY**  
**October 2012 General Ledger Transactions**

Date	Reference	T	Description	Beginning Balance	Current Amount	Period End Amount	YTD Balance
<b>16200.000 MPO Wages &amp; Benefits</b>				116,698.44			
10/16/12	10384	V	City of McAllen		9,320.15		
10/16/12	10385	V	City of McAllen		398.15		
				October	9,718.30	126,416.74	
					9,718.30		126,416.74
<b>16220.000 Insurance &amp; Bonding</b>				12,908.66			
					0.00		12,908.66
<b>16300.000 Meals &amp; Entertainment</b>				424.37			
					0.00		424.37
<b>16500.000 Training</b>				0.00			
10/31/12	2.0		To record misc debits to Vehicle Registration for Oct		300.00		
				October	300.00	300.00	
					300.00		300.00
<b>16600.000 Travel</b>				10,705.16			
10/16/12	10383	V	A Fast Delivery		109.50		
10/26/12	10394	V	Flor E Koll		125.54		
10/31/12	2.0		To record misc debits to Vehicle Registration for Oct		621.00		
				October	856.04	11,561.20	
					856.04		11,561.20
<b>16620.000 Printing &amp; Publications</b>				1,785.83			
10/31/12	2.0		To record misc debits to Vehicle Registration for Oct		215.19		
				October	215.19	2,001.02	
					215.19		2,001.02
<b>17000.000 Wages</b>				332.66			
10/16/12	10389	V	One Stop Staffing		296.61		
				October	296.61	629.27	
					296.61		629.27
<b>17030.000 Bank Service Charges</b>				20.00			
					0.00		20.00
<b>17050.000 Accounting Fees</b>				11,700.00			
10/16/12	10391	V	Salinas Allen & Schmitt		1,163.26		
				October	1,163.26	12,863.26	
					1,163.26		12,863.26

**HIDALGO CO. REGIONAL MOBILITY AUTHORITY**  
**October 2012 General Ledger Transactions**

Date	Reference T	Description	Beginning Balance	Current Amount	Period End Amount	YTD Balance
<b>17100.000 Legal &amp; Professional</b>			36,347.60			
10/16/12	10392 V	Tuggey Fernandez, LLP		769.50		
			October	769.50	37,117.10	
				769.50		37,117.10
<b>17140.000 Office Supplies</b>			6,201.25			
10/16/12	10388 V	Office Depot		125.91		
			October	125.91	6,327.16	
				125.91		6,327.16
<b>17150.000 Rental Expense</b>			4,703.72			
10/16/12	10386 V	City of Pharr		1,000.00		
10/16/12	10387 V	City of Pharr		1,155.00		
10/16/12	10393 V	Wells Fargo		660.04		
			October	2,815.04	7,518.76	
				2,815.04		7,518.76
<b>17170.000 Repairs &amp; Maintenance</b>			492.47			
				0.00		492.47
<b>17210.000 Utilities</b>			320.00			
10/16/12	10390 V	Pena Designs		450.00		
10/31/12	2.0	To record misc debits to Vehicle Registration for Oct		51.62		
			October	501.62	821.62	
				501.62		821.62
<b>17220.000 Telephone</b>			1,895.08			
				0.00		1,895.08
<b>17310.000 Miscellaneous</b>			558.98			
10/31/12	2.0	To record misc debits to Vehicle Registration for Oct		262.88		
			October	262.88	821.86	
				262.88		821.86
<b>21010.000 FNB-General Operating</b>			0.00			
10/31/12	8.10 J	To record deposit from VR account on 10-11-12		500,000.00		
			October	500,000.00	500,000.00	
				500,000.00		500,000.00
<b>21020.000 FNB-Loop Project</b>			442,899.50			
10/16/12	1	Cash Disbursements		(516,108.61)		
10/16/12	1	Cash Disbursements		(5,301.00)		
			October	(521,409.61)	(78,510.11)	

**HIDALGO CO. REGIONAL MOBILITY AUTHORITY**  
**October 2012 General Ledger Transactions**

Date	Reference	T	Description	Beginning Balance	Current Amount	Period End Amount	YTD Balance
<b>21020.000 FNB-Loop Project (cont.)</b>							
					(521,409.61)		(78,510.11)
<b>21150.000 Debt Issuance Cost</b>				131,158.12	0.00		131,158.12
<b>21180.000 Loop Project</b>				25,610,420.82	0.00		25,610,420.82
<b>22135.000 Interfund Payables</b>				(138,229.15)			
10/16/12	10399	V	HCRMA		49,012.21		
10/31/12	7.10	J	To record interfund accounts for October allocations		(16,854.11)		
				October	32,158.10	(106,071.05)	
					32,158.10		(106,071.05)
<b>22145.000 Accrued Expenses</b>				0.00	0.00		0.00
<b>22146.000 Accrued Interest</b>				(93,239.13)			
10/31/12	3.10	J	To accrue interest on Hidalgo County note		(1,416.67)		
				October	(1,416.67)	(94,655.80)	
					(1,416.67)		(94,655.80)
<b>22150.000 Note Payable - FNB</b>				(12,237,682.21)			
10/31/12	4.10	J	To reclassify principal portion of FNB note payment in October		122,530.54		
				October	122,530.54	(12,115,151.67)	
					122,530.54		(12,115,151.67)
<b>23000.000 Bank Transfers</b>				(1,000,000.00)			
10/31/12	8.10	J	To record deposit from VR account on 10-11-12		(500,000.00)		
				October	(500,000.00)	(1,500,000.00)	
					(500,000.00)		(1,500,000.00)
<b>24000.000 Fund Balance</b>				(15,165,931.74)	0.00		(15,165,931.74)
<b>25010.000 Local Contributions</b>				(55,697.20)	0.00		(55,697.20)
<b>26100.000 Dues &amp; Subscriptions</b>				15,000.00	0.00		15,000.00

**HIDALGO CO. REGIONAL MOBILITY AUTHORITY**  
**October 2012 General Ledger Transactions**

Date	Reference	T	Description	Beginning Balance	Current Amount	Period End Amount	YTD Balance
<b>26600.000 Travel</b>				811.93			
					0.00		811.93
<b>27050.000 Accounting Fees</b>				15,000.00			
					0.00		15,000.00
<b>27100.000 Legal &amp; Professional</b>				141,859.51			
10/16/12	10403	V	Tuggey Fernandez, LLP		5,301.00		
				October	5,301.00	147,160.51	
					5,301.00		147,160.51
<b>27110.000 Loop Project</b>				59,891.25			
					0.00		59,891.25
<b>27320.000 Interest Expense</b>				12,750.03			
10/31/12	3.10	J	To accrue interest on Hidalgo County note		1,416.67		
				October	1,416.67	14,166.70	
					1,416.67		14,166.70
<b>28000.000 Consulting &amp; Engineering</b>				2,538,677.20			
10/16/12	10395	V	Atkins- IBTC		737.45		
10/16/12	10396	V	Atkins- IBTC		11,555.40		
10/16/12	10397	V	Dannenbaum		168,865.92		
10/16/12	10398	V	First Southwest		68,038.19		
10/16/12	10400	V	L&G Consulting Engineers, Inc		114,434.74		
10/16/12	10401	V	S&B Infrastructure, LTD		74,917.69		
10/16/12	10402	V	TEDSI Infrastructure Gropu, Inc.		28,547.01		
				October	467,096.40	3,005,773.60	
					467,096.40		3,005,773.60
<b>31030.000 FNB-Vehicle Registration</b>				5,213,879.46			
10/11/12	1		Cash Disbursements		(500,000.00)		
10/15/12	36		To record income from County to VR		361,260.00		
10/16/12	1		Transfer to Debt Service		(148,347.02)		
10/31/12	2.0		To record misc debits to Vehicle				
			Registration for Oct		(1,450.69)		
				October	(288,537.71)	4,925,341.75	
					(288,537.71)		4,925,341.75
<b>31120.000 Due from LRGVDC</b>				97.38			
					0.00		97.38
<b>31130.000 Accounts Receivable - VR Fees</b>				361,260.00			
10/31/12	1.10	J	To reverse VR fees accrued in September		(361,260.00)		
10/31/12	2.10	J	To accrue VR fees for October		388,640.00		
				October	27,380.00	388,640.00	
					27,380.00		388,640.00

**HIDALGO CO. REGIONAL MOBILITY AUTHORITY**  
**October 2012 General Ledger Transactions**

Date	Reference	T	Description	Beginning Balance	Current Amount	Period End Amount	YTD Balance
<b>31140.000 Interfund Receivables</b>				187.20			
					0.00		187.20
<b>33000.000 Bank Transfers</b>				2,335,123.18			
10/11/12	10077	V	HCRMA		500,000.00		
10/16/12	10076	V	HCRMA		148,347.02		
10/22/12	36		Transfer from Vehicle to Loop		(500,000.00)		
10/22/12	36		Transfer from Vehicle to Loop		500,000.00		
				October	648,347.02	2,983,470.20	
					648,347.02		2,983,470.20
<b>34000.000 Fund Balance</b>				(535,892.02)			
					0.00		(535,892.02)
<b>35040.000 Vehicle Registration Fees</b>				(4,159,300.00)			
10/15/12	36		To record income from County to VR		(361,260.00)		
10/31/12	1.10	J	To reverse VR fees accrued in September		361,260.00		
10/31/12	2.10	J	To accrue VR fees for October		(388,640.00)		
				October	(388,640.00)	(4,547,940.00)	
					(388,640.00)		(4,547,940.00)
<b>36200.000 MPO Wages &amp; Benefits</b>				(16.00)			
					0.00		(16.00)
<b>36220.000 Insurance &amp; Bonding</b>				854.20			
					0.00		854.20
<b>36600.000 Travel</b>				2,892.19			
					0.00		2,892.19
<b>37140.000 Office Supplies</b>				54.56			
					0.00		54.56
<b>37220.000 Telephone</b>				60.00			
					0.00		60.00
<b>41040.000 FNB- Debt Service Account</b>				152,763.00			
10/16/12	1		Cash Disbursements		(148,347.02)		
10/22/12	36		To record tnsfer from Vehicle to Debt		148,347.02		
				October	0.00	152,763.00	
					0.00		152,763.00
<b>43000.000 Bank Transfers</b>				(1,335,123.18)			
10/22/12	36		To record tnsfer from Vehicle to Debt		(148,347.02)		
				October	(148,347.02)	(1,483,470.20)	
					(148,347.02)		(1,483,470.20)

**HIDALGO CO. REGIONAL MOBILITY AUTHORITY**  
**October 2012 General Ledger Transactions**

Date	Reference	T	Description	Beginning Balance	Current Amount	Period End Amount	YTD Balance
	44000.000		Fund Balance	(2,894,700.93)	<u>0.00</u>		(2,894,700.93)
	47320.000		Interest Expense	333,290.14			
10/16/12	10046	V	First National Bank		148,347.02		
10/31/12	4.10	J	To reclassify principal portion of FNB note payment in October		<u>(122,530.54)</u>		
				October	25,816.48	359,106.62	
					<u>25,816.48</u>		359,106.62
Range of Periods Specified:				Total Profit/(Loss)	<u>(128,014.90)</u>		
Number of Transactions				57	The General Ledger is in balance		<u>0.00</u>

# HIDALGO CO. REGIONAL MOBILITY AUTHORITY

## VENDOR ACTIVITY REPORT OCTOBER 2012

Date	Reference	Account	Amount	Reference Total	Period Total
<b>A Fast Delivery</b>					
10/16/12	10383	16600.000	109.50	109.50	109.50
				Transaction Total	<u>109.50</u>
<b>Atkins- IBTC</b>					
10/16/12	10395	28000.000	737.45	737.45	
10/16/12	10396	28000.000	11,555.40	11,555.40	12,292.85
				Transaction Total	<u>12,292.85</u>
<b>City of McAllen</b>					
10/16/12	10384	16200.000	9,320.15	9,320.15	
10/16/12	10385	16200.000	398.15	398.15	9,718.30
				Transaction Total	<u>9,718.30</u>
<b>City of Pharr</b>					
10/16/12	10386	17150.000	1,000.00	1,000.00	
10/16/12	10387	17150.000	1,155.00	1,155.00	2,155.00
				Transaction Total	<u>2,155.00</u>
<b>Dannenbaum</b>					
10/16/12	10397	28000.000	168,865.92	168,865.92	168,865.92
				Transaction Total	<u>168,865.92</u>
<b>First National Bank</b>					
10/16/12	10046	47320.000	148,347.02	148,347.02	148,347.02
				Transaction Total	<u>148,347.02</u>
<b>First Southwest</b>					
10/16/12	10398	28000.000	68,038.19	68,038.19	68,038.19
				Transaction Total	<u>68,038.19</u>
<b>Flor E Koll</b>					
10/26/12	10394	16600.000	125.54	125.54	125.54
				Transaction Total	<u>125.54</u>

**HIDALGO CO. REGIONAL MOBILITY AUTHORITY  
VENDOR ACTIVITY REPORT OCTOBER 2012**

<b>Date</b>	<b>Reference</b>	<b>Account</b>	<b>Amount</b>	<b>Reference Total</b>	<b>Period Total</b>
<b>HCRMA</b>					
10/11/12	10077	33000.000	500,000.00	500,000.00	
10/16/12	10076	33000.000	148,347.02	148,347.02	
10/16/12	10399	22135.000	49,012.21	49,012.21	697,359.23
				Transaction Total	<u>697,359.23</u>
<b>L&amp;G Consulting Engineers, Inc</b>					
10/16/12	10400	28000.000	114,434.74	114,434.74	114,434.74
				Transaction Total	<u>114,434.74</u>
<b>Office Depot</b>					
10/16/12	10388	17140.000	125.91	125.91	125.91
				Transaction Total	<u>125.91</u>
<b>One Stop Staffing</b>					
10/16/12	10389	17000.000	296.61	296.61	296.61
				Transaction Total	<u>296.61</u>
<b>Pena Designs</b>					
10/16/12	10390	17210.000	450.00	450.00	450.00
				Transaction Total	<u>450.00</u>
<b>S&amp;B Infrastructure, LTD</b>					
10/16/12	10401	28000.000	74,917.69	74,917.69	74,917.69
				Transaction Total	<u>74,917.69</u>
<b>Salinas Allen &amp; Schmitt</b>					
10/16/12	10391	17050.000	1,163.26	1,163.26	1,163.26
				Transaction Total	<u>1,163.26</u>
<b>TEDSI Infrastructure Gropu, Inc.</b>					
10/16/12	10402	28000.000	28,547.01	28,547.01	28,547.01
				Transaction Total	<u>28,547.01</u>

**HIDALGO CO. REGIONAL MOBILITY AUTHORITY  
VENDOR ACTIVITY REPORT OCTOBER 2012**

<b>Date</b>	<b>Reference</b>	<b>Account</b>	<b>Amount</b>	<b>Reference Total</b>	<b>Period Total</b>
<b>Tuggey Fernandez, LLP</b>					
10/16/12	10392	17100.000	769.50	769.50	
10/16/12	10403	27100.000	5,301.00	5,301.00	6,070.50
				Transaction Total	<u>6,070.50</u>
<b>Wells Fargo</b>					
10/16/12	10393	17150.000	660.04	660.04	660.04
				Transaction Total	<u>660.04</u>

# HIDALGO CO. REGIONAL MOBILITY AUTHORITY

## October 2012 General Ledger Transactions

Date	Reference	T	Description	Beginning Balance	Current Amount	Period End Amount	YTD Balance
<b>11140.000 Interfund Receivables</b>				60,268.33			
01/31/12	8.1	J	To adjust interfund accounts for January allocations		81.68		
				January	81.68	60,350.01	①
02/28/11	36		Deposit- from VR Acct		(60,350.01)		① - paid
02/29/12	8.2	J	To record interfund accounts for February allocations		11,889.29		②
				February	(48,460.72)	11,889.29	
03/31/12	1.3	J	To record reimbursement of March expenses from Loop to General Account		(11,889.29)		② paid
03/31/12	8.3	J	To record interfund accounts for March allocations		16,268.05		③
03/31/12	9.3	J	To adjust interfund accounts for overpayment of January's allocation paid twice		(81.68)		
				March	4,297.08	16,186.37	
04/04/12	36		Deposit from Loop Acct		(11,889.29)		③ underpaid 4,378.79
04/30/12	7.4	J	To record interfund accounts for April allocations		19,095.07		④
				April	7,205.78	23,392.15	
05/31/12	7.58	J	To record interfund accounts for May allocations		13,225.45		⑤
05/31/12	36		Transfer from Loop for Gen Acct Repayment		(16,186.37)		③, ④, ⑤
				May	(2,960.92)	20,431.23	Bal. owed on ③, ④, ⑤
06/30/12	7.6	J	To record interfund accounts for June allocations		33,268.74		⑥
06/30/12	36		Deposits- Reimb from Loop Acct		(23,392.15)		③, ④, ⑤, ⑥
				June	9,876.59	30,307.82	Bal. owed on ⑥
07/31/12	7.7	J	To record interfund accounts for July allocations		44,750.40		⑦
				July	44,750.40	75,058.22	
08/16/12	36		DEPOSIT- FROM LOOP ACCT		(3,649.54)		⑥ + ⑦
08/31/12	7.8	J	To record interfund accounts for August allocations		49,019.21		⑧ paid
				August	45,369.67	120,427.89	
09/30/12	7.9	J	To record interfund accounts for September allocations		17,801.26		⑨
				September	17,801.26	138,229.15	Bal. owed on ⑥, ⑦, ⑧, ⑨
10/23/12	36		Reimbursement from Loop to General		(49,012.21)		⑧ paid
10/31/12	7.10	J	To record interfund accounts for October allocations		16,854.11		⑩
				October	(32,158.10)	106,071.05	Bal. owed on ⑥, ⑦, ⑧, ⑨, ⑩
					45,802.72	106,071.05	
<b>22135.000 Interfund Payables</b>				(60,268.33)			
01/31/12	8.1	J	To adjust interfund accounts for January allocations		(81.68)		
				January	(81.68)	(60,350.01)	

Reimburse  
#106,071.05

Item 3A

**HIDALGO COUNTY REGIONAL MOBILITY AUTHORITY**

**AGENDA RECOMMENDATION FORM**

BOARD OF DIRECTORS	<u>    X    </u>	AGENDA ITEM	<u>    3A    </u>
PLANNING COMMITTEE	<u>          </u>	DATE SUBMITTED	<u>   12/10/12   </u>
FINANCE COMMITTEE	<u>          </u>	MEETING DATE	<u>   12/18/12   </u>
TECHNICAL COMMITTEE	<u>          </u>		

1. Agenda Item: **RESOLUTION 2012-43 – ADOPTION OF FISCAL YEAR 2013 BUDGET**
2. Nature of Request: (Brief Overview) Attachments:   X   Yes        No  
Consideration and adoption of Fiscal Year 2013 Budget. The HCRMA's fiscal year begins  
January 1, 2013 and ends December 31, 2013.
3. Policy Implication: Board Policy, Local Government Code, Transportation Code
4. Budgeted:        Yes        No   X   N/A  
Funding Source:
5. Staff Recommendation: **Motion to adopt the HCRMA Fiscal Year 2013 Budget.**
6. Program Manager's Recommendation:   X   Approved        Disapproved        None
7. Planning Committee's Recommendation:   X   Approved        Disapproved        None
8. Board Attorney's Recommendation:   X   Approved        Disapproved        None
9. Executive Director's Recommendation:   X   Approved        Disapproved        None



# Memorandum

To: Dennis Burleson, Chairman  
From: Pilar Rodriguez, PE, Executive Director  
Date: December 10, 2012  
Re: **Adoption of Fiscal Year 2013 Budget**

---

Attached is the proposed budget for Fiscal Year 2013. The budget is divided into three sections; revenues, expenditures and details.

Staff is proposing the following significant items in the budget:

- Part-time Chief Financial Officer \$ 50,000
- Project Management Software \$170,000

The Chief Financial Officer is in anticipation of the financing for the SH 365 and IBTC projects in the next fiscal year. It is also anticipated that this position would prepare the monthly financial reports and an outside firm would no longer be necessary.

The Project Management Software is necessary to track all project activities, including development, operation and maintenance costs.

Vehicle Registration Fees collected for 2012 are estimated at \$5,408,232.00, which is approximately an 8.9% increase over fees collected in 2011 (\$4,967,709). Staff has budgeted a 3.0% increase in fees in FY 2013.

Additionally, all Loop Development costs for the year have also been included in the budget to cover expenses for the SH 365 Project.

The proposed budget is balanced with all expenditures less than revenues for the year.

**Based on review by this office, adoption of the proposed budget for Fiscal Year 2013 is recommended in the amount of \$5,774,415.**

If you should have any questions or require additional information, please advise.

HIDALGO COUNTY REGIONAL MOBILITY AUTHORITY  
BOARD RESOLUTION NO. 2012-43

RESOLUTION ADOPTING FISCAL YEAR 2013 OPERATING AND CAPITAL BUDGET

THIS RESOLUTION is adopted this 18<sup>TH</sup> day of December, 2012 by the Board of Director of the Hidalgo County Regional Mobility Authority.

WHEREAS, the Hidalgo County Regional Mobility Authority (the “Authority”), acting through its Board of Directors (the “Board”); is a regional mobility authority created pursuant to Chapter 370, Texas Transportation Code, as amended (the “Act”); and

WHEREAS, the Authority was created by Order of Hidalgo County (the “County”) dated October 26, 2004; Petition of the County dated April 21, 2005; and a Minute Order of the Texas Transportation Commission (the “Commission”) dated November 17, 2005, pursuant to provisions under the Act the Authority; and

WHEREAS, the Authority is required to report to the Texas Department of Transportation the annual operating and capital budget adopted pursuant to the Texas Administrative Code, Title 43, Part 1, Chapter 26, Subchapter G (Regional Mobility Authority Reports and Audits), as amended; and

WHEREAS, the Authority’s fiscal year commences on January 1, 2013 and ends on December 31, 2013; and

WHEREAS, the Authority has reviewed the proposed Fiscal Year 2013 Budget for the necessary operating and capital expenses;

NOW, THEREFORE, BE IT RESOLVED BY THE BOARD OF DIRECTOR OF THE  
HIDALGO COUNTY REGIONAL MOBILITY AUTHORITY THAT:

Section 1. The recital clauses are incorporated in the text of this Resolution as if fully restated.

Section 2. The Board adopts the Fiscal Year 2013 Operating and Capital Budget, hereto attached as Exhibit A.

Section 3. The Board of Directors authorize the Executive Director to manage and administer the Fiscal Year 2013 Operating and Capital Budget.

\*\*\*\*\*

Passed and Approved as to be effective immediately this 18<sup>th</sup> day of December 2012, at a regular meeting of the Board of Directors of the Hidalgo County Regional Mobility Authority at which a quorum was present and which was held in accordance with the provisions of Chapter 551, Texas Government Code.

---

Dennis Burleson, Chairman

Attest:

---

Ricardo Perez, Secretary/Treasurer

**EXHIBIT A**

**HIDALGO COUNTY REGIONAL MOBILITY AUTHORITY  
FISCAL YEAR 2013 OPERATING AND CAPITAL BUDGET**

# HCRMA

## Revenue by Source

	Actual 2011	Adj. Budget 2012	Estimated 2012	Budget 2013
<b><u>Source of Income</u></b>				
<b><u>FEES</u></b>				
<b><i>Vehicle Registration Fees:</i></b>				
Current	\$ 4,967,709	\$ 4,506,860	\$ 5,408,232	\$ 5,570,479
<b><u>MISC REVENUE</u></b>				
<b><i>Intragovernmental Participation:</i></b>	-	-	-	344,000
<b>TOTAL REVENUE</b>	<u>4,967,709</u>	<u>4,506,860</u>	<u>5,408,232</u>	<u>5,914,479</u>

**HCRMA****Budget Summary By Expenditure**

	<b>Actual 2011</b>	<b>Adj. Budget 2012</b>	<b>Estimated 2012</b>	<b>Budget 2013</b>
<b><u>EXPENDITURES:</u></b>				
<b><u>GENERAL GOVERNMENT</u></b>				
Salaries & Wages	\$ -	\$ 169,995	\$ 209,995	\$ 385,700
Supplies	1,071	2,019	2,500	6,200
Travel & Training	45,216	9,240	12,000	20,000
Dues & Subscriptions	12,600	16,617	18,617	19,750
Rental & Contractual	86,783	8,284	12,534	36,072
Professional Services	206,727	419,173	436,873	175,200
Maintenance	-	-	-	2,000
Capital Outlay	-	4,396	5,000	175,000
<b><u>LOOP DEVELOPMENT</u></b>				
Engineering Services	1,052,003	918,579	1,408,579	1,032,171
Surveying Services	40,000	283,712	383,712	200,000
Environmental Services	221,975	75,558	100,558	316,661
Legal Services	182,351	80,539	100,539	100,000
Program Management	255,646	1,523,312	2,156,816	1,250,000
Acquisition Services	-	-	-	-
Financial Services	75,204	285,213	415,213	275,498
<b><u>DEBT SERVICE</u></b>				
Line of Credit - FNB	1,780,163	1,780,163	1,780,163	1,780,163
<b>TOTAL EXPENDITURES</b>	<b>3,959,739</b>	<b>5,576,800</b>	<b>7,043,099</b>	<b>5,774,415</b>

**HCRMA**  
**FY 2013 BUDGET DETAIL**

<u>Salaries &amp; Wages</u>	
Executive Director - Full Time	\$170,000
Program Administrator - Full Time	\$48,964
Chief Financial Officer - Part Time	\$50,000
Overtime	\$2,500
Vehicle Allowance	\$8,400
Phone Allowance	\$2,700
Benefits @ 30%	\$84,769
Administrative Fee @ 5%	\$18,367
	<hr/>
	\$385,700
 <u>Supplies</u>	
Printing	\$1,200
Office Supplies	\$5,000
	<hr/>
	\$6,200
 <u>Travel &amp; Training</u>	
Seminars/Conferences	\$5,000
Continuing Education	\$2,000
Travel Reimbursement	\$13,000
	<hr/>
	\$20,000
 <u>Dues &amp; Subscriptions</u>	
Publications	\$500
Licenses	\$250
Professional Organizations	\$19,000
	<hr/>
	\$19,750
 <u>Rental &amp; Contractual</u>	
City of Pharr Office Rental	\$12,000
City of Pharr Admin/IT Svcs	\$4,860
Insurance - Errors & Omissions	\$640
Surety Bonds	\$800
Wells Fargo - Copier Rental	\$6,972
Pena Design - Web Site	\$1,800
Temporary Employees	\$7,000
Postage/FedEx/Courier Services	\$2,000
	<hr/>
	\$36,072
 <u>Professional Services</u>	
Tuggey Fernandez	\$100,000
Dan Rios	\$50,000
Salinas, Allen & Schmit	\$10,200
Annual Audit	\$15,000
	<hr/>
	\$175,200

**HCRMA**  
**FY 2013 BUDGET DETAIL**

<u>Maintenance</u>	
Equipment Repair	\$2,000
	<u>\$2,000</u>
<u>Capital Outlay</u>	
Project Management Software	\$170,000
2 - Laptops & Accessories @ \$1800	\$3,600
Desk, Chair & Accessories	\$1,400
	<u>\$175,000</u>
<u>Loop Development</u>	
<u>Engineering Services</u>	
S&B Infrastructure	\$444,927
L&G Engineering	\$529,603
TEDSI Infrastructure	\$57,641
	<u>\$1,032,171</u>
<u>Surveying Services</u>	
DOS Surveying	\$100,000
Quintanilla, Headley	\$100,000
	<u>\$200,000</u>
<u>Environmental Services</u>	
Atkins North America	\$316,661
	<u>\$316,661</u>
<u>Legal Services</u>	
Tuggey Fernandez	\$100,000
	<u>\$100,000</u>
<u>Program Management</u>	
Dannenbaum Engineering	\$1,250,000
	<u>\$1,250,000</u>
<u>Acquisition Services</u>	
	\$0
	<u>\$0</u>
<u>Financial Services</u>	
Vinson & Elkins	\$55,698
First Southwest/C&M	\$219,800
	<u>\$275,498</u>
Total Loop Development	\$3,174,330

**HCRMA**  
**FY 2013 BUDGET DETAIL**

Debt Service

---

First National Bank	\$1,780,165
	<hr/> \$1,780,165